



Low Voltage: MR-16 Bullet Spot Lights

Solid Brass – Architectural Models



ORB-2



ORB-3



ORB-4



MBL-2



MBL-3



MBL-4



Spike Included

Detail Specifications:

- Finish: Oil Rubbed Bronze or Matte Black
- Housing: Corrosion Resistant Solid Brass
- Lamp Type:
 - MR-16 12V (not included)
 - 50W Halogen Max
 - LED bulbs available
- IP Rating: Wet Location IP65
- Lens: Clear glass

Applications:

- Landscape
- Walkways & Pathways
- Security Lighting
- Hospitality, Multi-Family
- Outdoor Corridors
- General Outdoor Lighting
- Residential, Commercial

Product Information:

- Heat resistant glass lens
- Fully adjustable knuckle for precise control
- Water tight silicone ring for waterproofing
- Packaging: Retail color box
- Master box quantity: 10pcs.

Driver Options:

- Compatible with 12V Low Voltage Drivers

Mounting & Installations:

- Wire: 6' (72") SPT-1W 18 gauge wire lead
- Bracket: Adjustable 180° bracket
- Spike: 8.5" Non-metallic spike included
 - Optional brass spike available

Warranty:

- Lifetime Anti-Corrosion Warranty

Oil Rubbed Bronze Models

BLT-BR-ORB-12V-2
BLT-BR-ORB-12V-3
BLT-BR-ORB-12V-4

Matte Black Models

BLT-BR-MBL-12V-2
BLT-BR-MBL-12V-3
BLT-BR-MBL-12V-4

1 Bulb Option (Not Included)

LED-MR16-4W-27K-3B-BL 2700K • 350LM • 20/40/60° Adjustable
LED-MR16-4W-30K-3B-BL 3000K • 350LM • 20/40/60° Adjustable
LED-MR16-7W-27K-3B-BL 2700K • 600LM • 20/40/60° Adjustable
LED-MR16-7W-30K-3B-BL 3000K • 600LM • 20/40/60° Adjustable

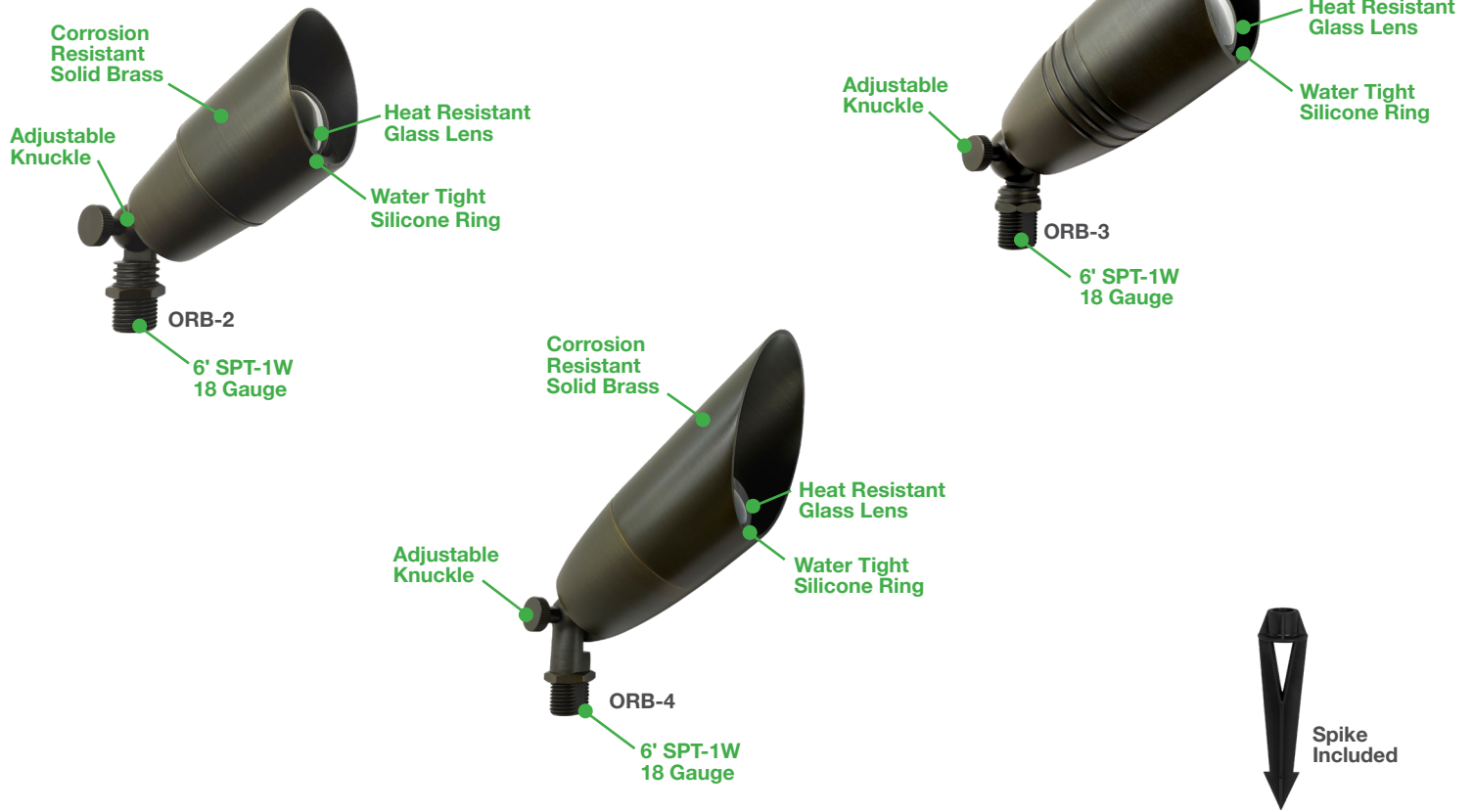
LED-MR16-5W-5CCT-4B-BL 530LM
LED-MR16-8W-5CCT-4B-BL 700LM

LED-MR16-5W-27K 350lm • 40° • 35W Equivalent
LED-MR16-5W-30K 350lm • 40° • 35W Equivalent
LED-MR16-5W-40K 350lm • 40° • 35W Equivalent
LED-MR16-7W-27K 500lm • 40° • 50W Equivalent
LED-MR16-7W-30K 500lm • 40° • 50W Equivalent
LED-MR16-7W-40K 500lm • 40° • 50W Equivalent

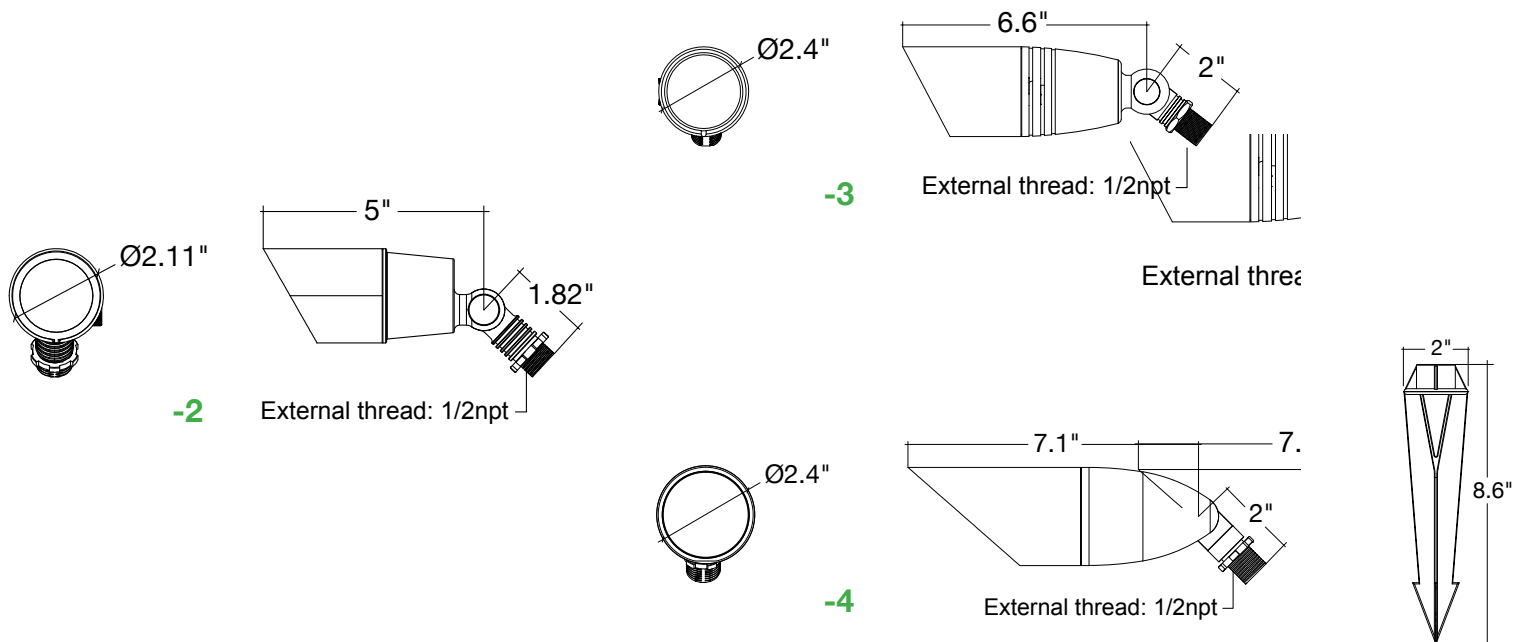
Optional Accessories on Page 3

Specs and model numbers are subject to change with or without notice. Customization of product is available.

FEATURES



DIMENSIONS





MR16-5W-5CCT
MR16-8W-5CCT



MR16-4W (Adjustable)
MR16-7W (Adjustable)



MR16



STK-HD-1/2-BR



SM-1/2-BR-ORB



SM-1/2-BR-MBL



SM-1/2-ALM-BZ




SM-1/2-ALM-BL



SM3-1/2-BR-ORB



SM3-1/2-BR-MBL



STKC-1/2-BR-ORB



STKC-1/2-BR-MBL



GM-1/2-BR-SS



GM-1/2-ALM-BZ



GM-1/2-ALM-BL

Model	Voltage	Finish	Bulb
BLT-BR-ORB-12V-2	12V	Oil Rubbed Bronze	MR-16
BLT-BR-MBL-12V-2	12V	Matte Black	MR-16
BLT-BR-ORB-12V-3	12V	Oil Rubbed Bronze	MR-16
BLT-BR-MBL-12V-3	12V	Matte Black	MR-16
BLT-BR-ORB-12V-4	12V	Oil Rubbed Bronze	MR-16
BLT-BR-MBL-12V-4	12V	Matte Black	MR-16

BULBS

Model	Voltage	Watts	Lumens	Color
LED-MR16-5W-5CCT-4B-BL	12V	5w	530	50/40/35/30/27K
LED-MR16-8W-5CCT-4B-BL	12V	8w	700	50/40/35/30/27K
LED-MR16-4W-27K-3B-BL	12V	4w	350	2700k
LED-MR16-4W-30K-3B-BL	12V	4w	350	3000k
LED-MR16-7W-27K-3B-BL	12V	7w	600	2700k
LED-MR16-7W-30K-3B-BL	12V	4w	600	3000k
LED-MR16-5W-27K	12V	5w	350	2700k
LED-MR16-5W-30K	12V	5w	350	3000k
LED-MR16-5W-40K	12V	5w	350	4000k
LED-MR16-7W-27K	12V	7w	500	2700k
LED-MR16-7W-30K	12V	7w	500	3000k
LED-MR16-7W-40K	12V	7w	500	4000k

STAKE

Model	Voltage
STK-HD-1/2-BR	Brass Stake 10" Heavy Duty

SURFACE MOUNT

Model	Description
SM-1/2-BR-ORB	Brass Stake 10" Heavy Duty (Oil Rubber Bronze)
SM-1/2-BR-MBL	Brass 1/2" Surface Mount (Matte Black)
SM-1/2-ALM-BZ	Aluminum 1/2" Surface Mount (Bronze)
SM-1/2-ALM-BL	Aluminum 1/2" Surface Mount (Black)

TREE MOUNT

Model	Description
SM3-1/2-BR-ORB	Brass Stake 10" Heavy Duty (Oil Rubber Bronze)
SM3-1/2-BR-MBL	Brass 1/2" Surface Mount (Matte Black)

STAKE COVER

Model	Description
STKC-1/2-BR-ORB	Brass Stake Cover(Oil Rubbed Bronze)
STKC-1/2-BR-MBL	Brass Stake Cover(Matte Black)

GUTTER MOUNT

Model	Description
GM-1/2-BR-SS	Brass Gutter Mount (Stainless Steel)
GM-1/2-ALM-BZ	Aluminum Gutter Mount (Bronze)
GM-1/2-ALM-BL	Aluminum Gutter Mount (Black)