

CMD-Line: Commercial Downlights

5-CCT + 3-Power Selectable

Commercial Downlights



Detail Specifications:

- Finish: White Smooth Standard
- Black & Clear- Specular Haze Trims Available
- Wet Location Rated
- Beam Angle:
 - 4, 6, 8": 80°
 - 10": 90°
- Chip: SMD 2835, R9 >50, CRI >90
- 3 Step MacAdam Ellipses
- Operating Temperature: -40° - 114° F
- Lens: Frosted PC, non-yellowing
- Average life (L70) of 70,000 hours

Applications:

- General Recessed Lighting
- Residential & Multifamily
- Office, Hallways and Meeting Rooms
- Education, Healthcare, Retail, Hospitality
- Commercial Lighting

Product Information:

- Metal housing and trim for better heat dissipation
- 27" integral flex whip included on each fixture
- Carabiner safety clip on each fixture
- Snap Trim Canless: Spring clips with remote j-box eliminates can
- Standard white round trim included: optional trims available
- Deep reflector lens reduces glare and optimizes even beam distribution
- Select-n-Switch Technology: 5-CCT + 3-Power Selectable

Driver Options:

- Voltage:
 - UNV: 120-277V
 - CUNV: 120-347V
- 4 & 6": TRI Mode Dimming: 0-10V, Triac, ELV down to 5%
- 8 & 10": 0-10V Dimmable down to 5%
- THD: <20% (+/-5% tolerance), PF >0.9, 50/60Hz
- Built in 2.5kV Surge Protector
- Flicker Free

Mounting & Installation:

- Cut Out Dimensions:
 - 4": 4-7/8"
 - 6": 6-1/8" - 7-3/16"
 - 8": 7-1/2" - 8-7/8"
 - 10: 9" -- 10"
- Optional new construction plate available
- This fixture does not fit into a recessed can
- No housing needed in remodel applications, tension clips mount into 1/2" to 1.5" thick ceiling
- Can be removed from below the ceiling for service or replacement
- Pre-wired junction box with circuit wiring built in (3 in / 3 out)

Certifications:

- ETL Listed for USA and CA
- Energy Star Certified
- CA Title 24 JA8-2022 CEC Listed
- 5 Year Limited Warranty
- FCC CFR 47, GCC Part 15, Subpart B:2017
- IC Rated: 4-3M19, 63M19, 8-3M29, 10-3M38
- Non-IC Rated: 6-3M30, 8-3M35 and ASTM-E283 Air-Tight

Series	Emergency
LED-CMD-4-3M19-5CCT-UNV 9/14/19W • 750/1,000/1,500LM IC Rated	Blank
LED-CMD-6-3M19-5CCT-UNV 9/13/19W • 800/1,200/1,600LM IC Rated	None
LED-CMD-6-3M30-5CCT-CUNV 15/20/30W • 1,500/2,000/3,000LM NON-IC	EMB
LED-CMD-8-3M29-5CCT-UNV 16.5/23/29W • 1,500/2,000/2,500LM IC Rated	Emergency
LED-CMD-8-3M36-5CCT-CUNV 20/25/36W • 2,000/2,500/3,500LM NON-IC	Backup
LED-CMD-10-3M38-5CCT-UNV 21/30/38W • 2,000/2,500/3,300LM IC Rated	

1. HV: Step down transformer into 4" j-box

Optional Accessories (Order Separately)					
Trim Options	Wall Wash Trims	Goof Ring	New Construction Plates	15W Emergency 1 Backup	Junction Box
CMD-TRIM-4-HZ-SM 4" Clear- Specular Haze Smooth	CMD-4-WASH-WH 4" 85°	GR-4-WH 4-8" Width	CUNV-NC-ICAT-7H Universal plate w/ hanging bars	LED-EMB-25W-HV -0/10V-2P 25W Emergency Backup	JBOX-ALM Junction box with 4 1/2" knockouts
CMD-TRIM-4-BLK-SM 4" Black Smooth	CMD-6-WASH-WH 6" 85°	GR-6-WH 6.3-10" Width	CUNV-JBX-RI-XL Universal tough in plate. Extra long.		
CMD-TRIM-6-HZ-SM 6" Clear- Specular Haze Smooth	CMD-8-WASH-WH 8" 85°	GR-8-WH 8-12.5" Width	CUNV-NC-RI-J-JBX Universal plate w/ hanging bars + J-box		
CMD-TRIM-6-BLK-SM 6" Black Smooth		GR-10-WH 9-14.1" Width			
CMD-TRIM-8-HZ-SM 8" Clear- Specular Haze Smooth					
CMD-TRIM-8-BLK-SM 8" Black Smooth					
CMD-TRIM-10-HZ-SM 10" Clear- Specular Haze Smooth					
CMD-TRIM-10-BLK-SM 10" Black Smooth					


1. Field installable. Lasts 90 minute

Specs and model numbers are subject to change with or without notice


CMD-Line: Commercial Downlights

5-CCT + 3-Power Selectable

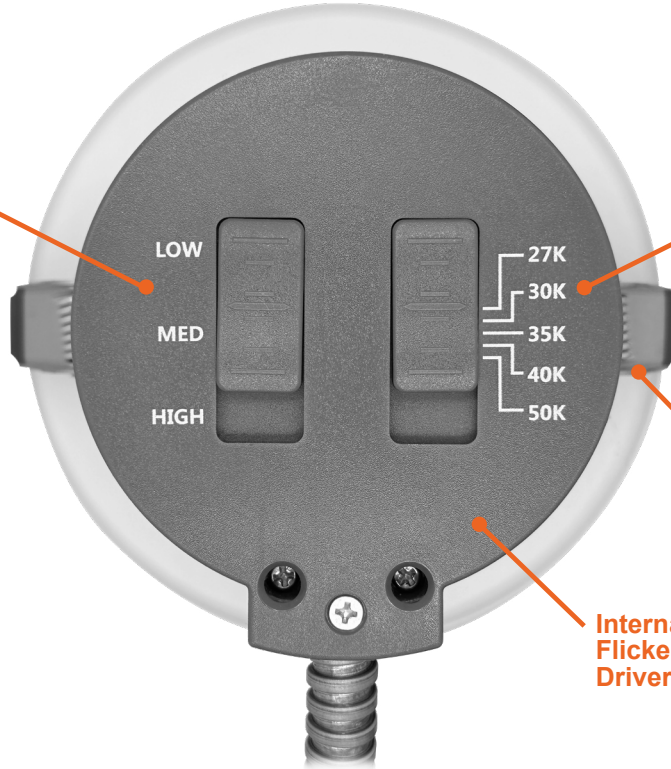
FEATURES



3-Power Selectable



3-CCT Selectable



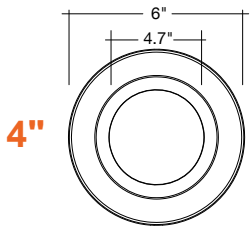
Snap Spring

Internal Flicker Free Driver

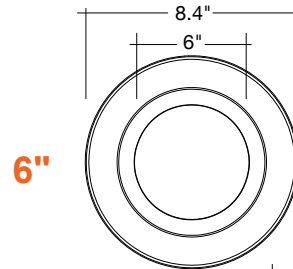
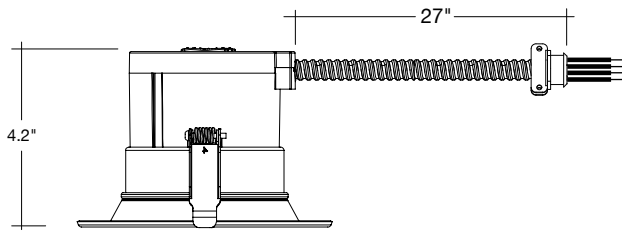


Carabiner Safety Clip

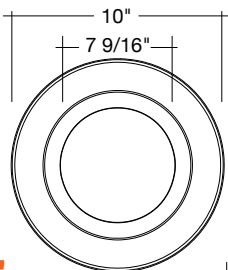
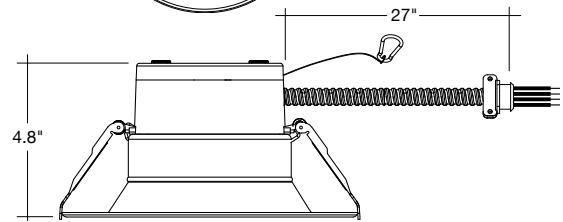
DIMENSIONS



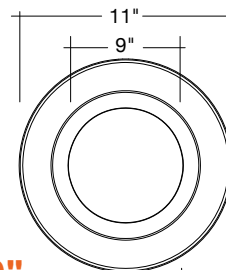
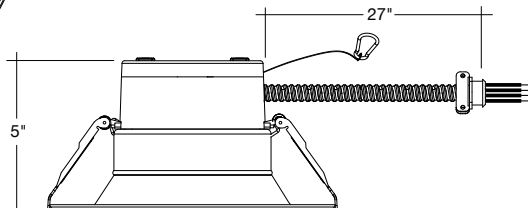
4"



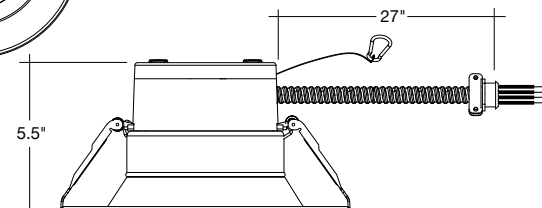
6"




8"



10"




ACCESSORIES




CMD-TRIM-4-HZ-SM
CMD-TRIM-6-HZ-SM
CMD-TRIM-8-HZ-SM
CMD-TRIM-10-HZ-SM




CMD-TRIM-4-HZ-BLK
CMD-TRIM-6-HZ-BLK
CMD-TRIM-8-HZ-BLK
CMD-TRIM-10-HZ-BLK




CMD-4-WASH-WH
CMD-6-WASH-WH
CMD-8-WASH-WH



GR-4-WH
GR-6-WH
GR-8-WH
GR-10-WH



CUNV-NC-ICAT-7H
13 7/8" x 15 1/8"



CUNV-JBX-RI-XL
7" x 26"



CUNV-NC-RI-J-JBX
21.17" x 17.27"



LED-EMB-25W-HV-0/10V-2P



J-BOX ALM
4.46" W x 3.04" D x 1.37" H

Model	Voltage	Watts	Lumens	Color	CRI
LED-CMD-4-3M19-5CCT-UNV	120-277V	9/14/19w	750/1000/1500lm	27/30/35/40/50k	>90
LED-CMD-6-3M19-5CCT-UNV	120-277V	9/13/19w	800/1200/1600lm	27/30/35/40/50k	>90
LED-CMD-6-3M30-5CCT-CUNV	120-277V	15/20/30w	1500/2000/3000lm	27/30/35/40/50k	>90
LED-CMD-8-3M29-5CCT-UNV	120-277V	16.5/23/29w	1500/2000/2500lm	27/30/35/40/50k	>90
LED-CMD-8-3M36-5CCT-CUNV	120-277V	20/25/36w	2000/2500/3500lm	27/30/35/40/50k	>90
LED-CMD-10-3M38-5CCT-UNV	120-277V	21/30/38w	2000/2500/3300lm	27/30/35/40/50k	>90

TRIMS

Accessory	Description
CMD-TRIM-4-HZ-SM	4" Clear-Specular Haze Reflector
CMD-TRIM-4-BLK-SM	4" Black Reflector
CMD-TRIM-6-HZ-SM	6" Clear-Specular Haze Reflector
CMD-TRIM-6-BLK-SM	6" Black Reflector
CMD-TRIM-8-HZ-SM	8" Clear-Specular Haze Reflector
CMD-TRIM-8-BLK-SM	8" Black Reflector
CMD-TRIM-10-HZ-SM	10" Clear-Specular Haze Reflector
CMD-TRIM-10-BLK-SM	10" Black Reflector
CMD-4-WASH-WH	4" 85° Wall Wash Trim
CMD-6-WASH-WH	6" 85° Wall Wash Trim
CMD-8-WASH-WH	8" 85° Wall Wash Trim

GOOF RINGS

Accessory Model	Description
GR-4-WH	4" Goof Ring, Inner Dim: 4.9" Outer Dim: 6.5"
GR-6-WH	6" Goof Ring, Inner Dim: 6.3" Outer Dim: 10.5"
GR-8-WH	8" Goof Ring, Inner Dim: 8" Outer Dim: 12.5"
GR-10-WH	10" Goof Ring, Inner Dim: 9" Outer Dim: 14.1"

NEW CONSTRUCTION PLATES

Accessory Model	Description
CUNV-NC-ICAT-7H	Universal plate w/ hanging bar
CUNV-JBX-RI-XL	Universal tough in plate. Extra long.
CUNV-NC-RI-J-JBX	Universal plate w/ hanging bars + j-box

15W EMERGENCY BACKUP

Accessory Model	Description
LED-EMB-25W-HV-0/10V-2P	25W Emergency Backup

JUNCTION BOX

Accessory Model	Description
JBOX-ALM	Junction box with 4 1/2" knockouts

TESTED COMPATIBLE DIMMERS

Other dimmers may be compatible but have not been tested. Please contact us for more information.

4 & 6" Triac/ELV Dimmers:

Lutron	Legrand	Leviton	Lutron	Insteon	Hubbell
S2-LH	HCL453PTCCCV6	ISD 600 I 120 / IPI06	NLV-600-WH	2477D	RSDE06
CT-603P(R)-WH		6633-PA	DVELV-300P-AL		
		6631-PLW	NTELV-300-WH		
			SELV-300P		

4, 6, 8, 10" 0-10V Dimmers:

Lutron	Leviton	Synergy	Eaton	Hubbell
DVSTV-W	IP710-DLZ	ISD BC 120/277 WH	SF10P-W	PSD710
				RSD710Z