

Magnetic & Electronic Transformers

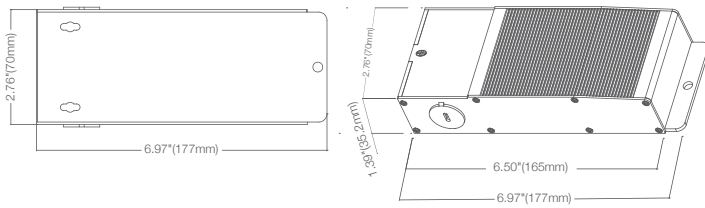


Constant Voltage Triac Dimmable Transformers



20W
60W

12/24 VOLT
DAMP LOCATION
CLASS 2



Features:

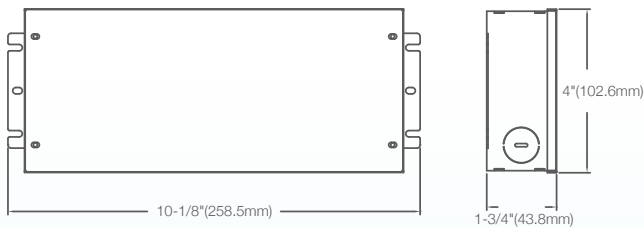
- Constant Voltage Mode
- Universal AC input / Full range: AC120-277V
- Strong Compatibility, flicker-free dimming
- ETL certification, Class II power unit
- Protections: Short circuit / Overload / Over Voltage
- Fully isolated aluminum case with IP20 level
- Suitable for dry or damp location
- Suitable for LED strip, LED modules or LED sign applications etc.

Certificates	ETL	
Protection	Short Current	Hiccup mode, recover automatically after fault condition is removed
	Over Loading	≤120%
Environment	Working TEMP.	-13°F to 113°F
	Working Humidity	20~90% RH, Non-Condensing
	Storage TEMP. Humidity	-40~140°F, 10~95% RH
Safety & EMC	Safety Standards	UL8750
	Withstand Voltage	I/P-O/P: 1500VAC
	Isolation Resistance	I/P-O/P: 100M Ω /500VDC/77°F/70% RH
Notes	1. All parameters if NOT specially mentioned are measured at 120VAC input, rated load and 77°F of ambient temperature 2. To extend the driver's using life, please reduce the loading at lower input voltage 3. Loading should be 5-100%	



150W

12/24 VOLT
DAMP LOCATION
CLASS P



Features:

- Constant Voltage Mode
- Universal AC input / Full range: AC120-277V
- Strong Compatibility, flicker-free dimming
- ETL certification, Class P
- Protections: Short circuit / Overload / Over Voltage
- Fully isolated aluminum case with IP20 level
- Suitable for dry or damp location
- Suitable for LED strip, LED modules or LED sign applications etc.

Certificates	ETL	
Protection	Short Current	Hiccup mode, recover automatically after fault condition is removed
	Over Loading	≤120%
Environment	Working TEMP.	-13°F to 113°F
	Working Humidity	20~90% RH, Non-Condensing
	Storage TEMP. Humidity	-40~140°F, 10~95% RH
Safety & EMC	Safety Standards	UL8750
	Withstand Voltage	I/P-O/P: 1500VAC
	Isolation Resistance	I/P-O/P: 100M Ω /500VDC/77°F/70% RH
Notes	1. All parameters if NOT specially mentioned are measured at 120VAC input, rated load and 77°F of ambient temperature 2. To extend the driver's using life, please reduce the loading at lower input voltage 3. Loading should be 5-100%	

Series	Volt	Current	Watt	Brightness
CV	-	-DC-	-	-DIM
Constant Voltage	12V 12 Volts 24V 24 Volts	Direct Current	20 Watts 60 Watts (12 or 24V) 150 Watts	Dimmable

Specs and model numbers are subject to change with or without notice

Constant Voltage Triac Dimmable Transformers

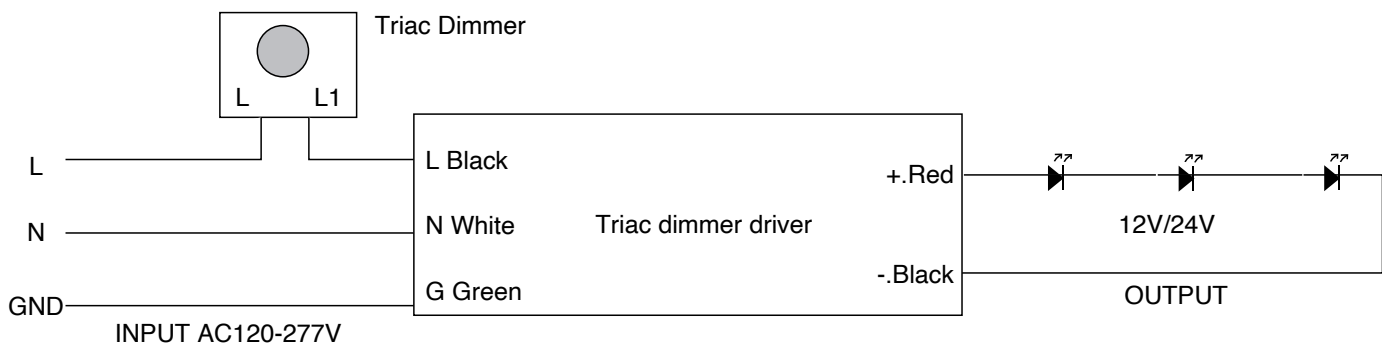
Constant Voltage Phase/120-277V Triac dimmable driver

Dimming Operation

- The Pulse-Width Modulation (PWM) of output voltage can be adjusted through input terminal of the AC phase line (L) by connection a triac dimmer.
- Usually matching with leading edge/Forward Phase Triac Dimmers (Can customized as a driver only matching trailing edge/reverse phase Triac Dimmers if needed).
- Please try to use dimmers with power at least 2.5 times as the output power of the driver.
- For Forward phase, Magnetic low voltage and Triac Dimmers

Warning

- Prevent to reverse polarity
- Risk of Fire. Installation Involves special wiring methods to run wiring through a building structure. Consult a qualified electrician
- Risk of Electric Shock. Mount the unit at a height greater than 1 foot from the ground surface.



Instructions

Dimming Operation

- The Pulse-Width Modulation (PWM) of output voltage can be adjusted through input terminal of the AC phase line (L) by connection a triac dimmer.
- Usually matching with leading edge/Forward Phase Triac Dimmers (Can customized as a driver only matching trailing edge/reverse phase Triac Dimmers if needed).
- Please try to use dimmers with power at least 2.5 times as the output power of the driver.
- For Forward phase, Magnetic low voltage and Triac Dimmers

Warning

- 1) This driver should be installed by a qualified professional
- 2) Please make sure the transformer is installed with adequate ventilation around it to allow for heat dissipation.
- 3) Ensure that wiring is correct before testing in order to avoid light and power supply damage.