

# Large Flood Lights: ARCY-Line

3-CCT & Power Selectable w/ Photocell



## Detail Specifications:

- Finish: Bronze, White, Custom finishes available
- IP Rating: Wet Location (IP65)
- Beam Angle: NEMA 7Hx6V
- CCT: 30/40/50K Selectable
- Chip: SMD 2835, R9 >50, CRI >80
- Operating Temperature: -40° - 122° F
- Lens: PC Lens: Clear acrylic with optics
- Average life (L70) of 70,000 hours

## Applications:

- Dock and Loading
- Walkways & Pathways
- Parking Lots
- Hospitality, Multi-Family
- Outdoor Corridors
- General Outdoor Lighting
- Residential, Commercial and Industrial

## Product Information:

- Sturdy die-cast aluminum housing finished with corrosion free powder coat
- Photocell included on each fixture. Easy disconnect.
- 1.5' STJW 18.3 AWG cable whip included
- Select-n-Switch Technology
- Instant-On to full brightness

## Driver Options:

- UNV: 120-277V or 277-480V 0-10V Dimmable
- Built in 6Kv Surge Protector
- THD: <20% (+/-5% tolerance), PF >0.9, 50/60Hz

## Mounting & Installation:

- Optional tenon mount adaptors available
- Several standard bracket options available (see below)
- EPA Rating:
  - 3P150: 0.8ft<sup>2</sup>
  - 3P300: 0.98ft<sup>2</sup>

## Certifications:

- UL Listed for USA and CA
- DLC Listed
- ROHS Compliant
- Approved for CA T24
- 5 Year Limited Warranty
- FCC CFR 47, GCC Part 15, Subpart B:2017

WATT	LUMENS
80	12,000
120	18,000
150	22,500
180	27,000
240	36,000
300	45,000

Series	Finish <sup>1</sup>	Voltage	Photocell	Accessories	Optional Accessories (Order Separately)
<b>LED-ARL3-ARC-3P150-TRI</b> 80/120/150W	<b>BZ</b> Bronze (Standard)	<b>UNV</b> 120-277V	<b>-PC</b> Photocell is included. Easy quick disconnect.	<b>Bracket</b>	<b>Control Sensor</b> / <b>Control Extender (Recommended)</b>
<b>LED-ARL3-ARC-3P300-TRI</b> 180/240/300W	<b>WH</b> White	<b>HV</b> 277-480V*		<b>ARL3-SF</b> Slip Fitter	<b>S-TWC-MW-1</b> S-Line: Twist-C Microwave Sensor
	<b>BL</b> <sup>1</sup> Black			<b>ARL3-SA</b> Straight Arm	<b>S-TWC-PIR-1</b> S-Line: Twist-C PIR Sensor
	<b>GRY</b> <sup>1</sup> Gray			<b>ARL3-SFA</b> Slip Fitter/Straight Arm Combo	<b>S-TWC-MW-BT</b> S-Line: Twist-C Microwave Sensor w/ Bluetooth
	<b>CS</b> <sup>1</sup> Custom Color			<b>ARL3-ARC-TR</b> Trunnion	<b>S-LINE-R</b> Remote for S-Line Series Sensors (Required)

1. Standard quickship finish is bronze. Other colors are custom finishes.

# Large Flood Lights: ARCY-Line

## 3-CCT & Power Selectable w/ Photocell

### FEATURES

Adjustable  
Up/Down  
Bracket

Die-Cast Aluminum



Top



Integrated Heatsink

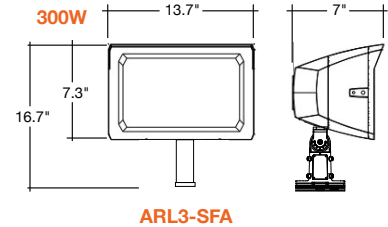
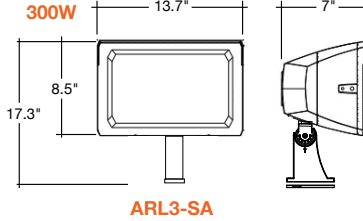
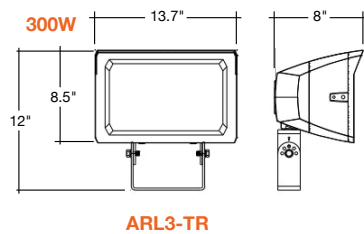
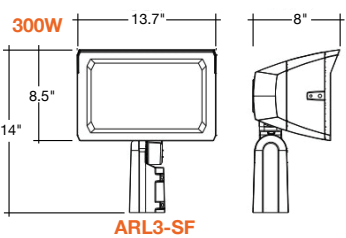
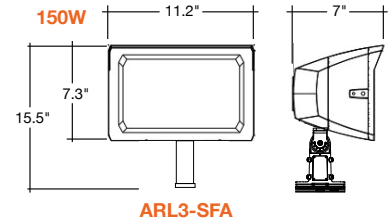
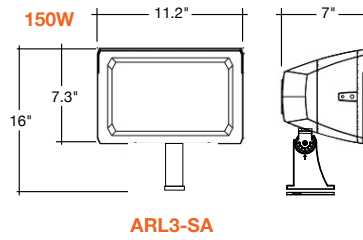
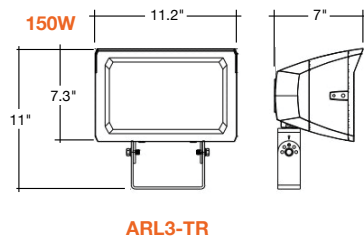
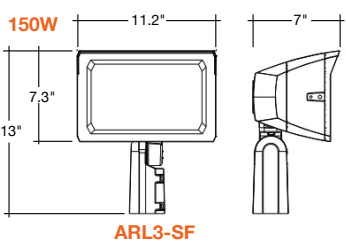
Back



3-CCT & Wattage  
Selectable

Photocell

### DIMENSIONS



# Large Flood Lights: ARCY-Line

## 3-CCT & Power Selectable w/ Photocell

### ACCESSORIES



**ARL3-SF**



**ARL3-SA**



**ARL3-SFA**



**ARL3-ARC-TR**



**ARL3-WM**



**S-TWC-MW-1**



**S-TWC-PIR-1**



**S-TWC-MW-BT**



**S-LINE-R**



**S-TWC-90**

### QUICK SHIP MODELS

Model	Voltage	Watts	Lumens	Color	CRI
LED-ARL3-ARC-3P150-TRI-BZ-UNV-PC	120-277V	80/120/150w	12,000/18,000/22,500lm	30/40/50K	>90
LED-ARL3-ARC-3P150-TRI-BZ-HV-PC	120-277V	80/120/150w	12,000/18,000/22,500lm	30/40/50K	>90
LED-ARL3-ARC-3P300-TRI-BZ-UNV-PC	120-277V	180/240/300w	27,000/36,000/45,000lm	30/40/50K	>90
LED-ARL3-ARC-3P300-TRI-BZ-HV-PC	120-277V	180/240/300w	27,000/36,000/45,000lm	30/40/50K	>90

### BRACKETS

Accessory Model	Accessory Description
ARL3-SF	Slip Fitter
ARL3-SA	Straight Arm Adjustable
ARL3-SFA	Slip Fitter/ Straight Arm Combo
ARL3-ARC-TR	Trunnion
ARL3-WM	(Wall Mount adapter. Must purchase with SA or SFA).

### SENSORS

Accessory Model	Accessory Description
S-TWC-MW-1	S-Line: Twist-C Microwave Sensor
S-TWC-PIR-1	S-Line: Twist-C PIR Sensor
S-TWC-MW-BT	S-Line: Twist-C Microwave Sensor w/ Bluetooth
S-LINE-R	Remote for S-Line Series Sensors (Required)

### CONTROL EXTENDER (RECOMMENDED)

Accessory Model	Accessory Description
S-TWC-90	3-Pin Sensor Receptacle Extender