

Large Flood Lights: ARCY-Line

3-CCT & Power Selectable w/ Photocell



-TR



-TR



-SF



-SA

WATT	LUMENS
80	12,000
120	18,000
150	22,500
180	27,000
240	36,000
300	45,000

Detail Specifications:

- Finish: Bronze, White, Custom finishes available
- IP Rating: Wet Location (IP65)
- Beam Angle: NEMA 7Hx6V
- CCT: 30/40/50K Selectable
- Chip: SMD 2835, R9 >50, CRI >80
- Operating Temperature: -40° - 122° F
- Lens: PC Lens: Clear acrylic with optics
- Average life (L70) of 70,000 hours

Applications:

- Dock and Loading
- Walkways & Pathways
- Parking Lots
- Hospitality, Multi-Family
- Outdoor Corridors
- General Outdoor Lighting
- Residential, Commercial and Industrial

Product Information:

- Sturdy die-cast aluminum housing finished with corrosion free powder coat
- Photocell included on each fixture. Easy disconnect.
- 1.5' STJW 18.3 AWG cable whip included
- Select-n-Switch Technology
- Instant-On to full brightness

Driver Options:

- UNV: 120-277V or 277-480V 0-10V Dimmable
- Built in 6Kv Surge Protector
- THD: <20% (+/-5% tolerance), PF >0.9, 50/60Hz

Mounting & Installation:

- Optional tenon mount adaptors available
- Several standard bracket options available (see below)
- EPA Rating:
 - 3P150: 0.8ft²
 - 3P300: 0.98ft²

Certifications:

- UL Listed for USA and CA
- DLC Listed
- ROHS Compliant
- Approved for CA T24
- 5 Year Limited Warranty
- FCC CFR 47, GCC Part 15, Subpart B:2017

Series

LED-ARL3-ARC-3P150-TRI
80/120/150W
LED-ARL3-ARC-3P300-TRI
180/240/300W

Finish ¹

BZ
Bronze
(Standard)
WH
White
BL ¹
Black
GRY ¹
Gray
CS ¹
Custom Color

Voltage

UNV
120-277V
HV
277-480V*

Photocell

-PC
Photocell is included.
Easy quick disconnect.

Accessories

Bracket

ARL3-SF
Slip Fitter
ARL3-SA
Straight Arm
Adjustable
ARL3-SFA
Slip Fitter/Straight
Arm Combo
ARL3-ARC-TR
Trunnion
ARL3-WM
Wall Mount

Optional Accessories (Order Separately)

Control Sensor

S-TWC-MW-1
S-Line: Twist-C
Microwave Sensor
S-TWC-PIR-1
S-Line: Twist-C
PIR Sensor
S-TWC-MW-BT
S-Line: Twist-C
Microwave Sensor
w/ Bluetooth
S-LINE-R
Remote for S-Line
Series Sensors
(Required)

Control Extender (Recommended)

S-TWC-90
3-Pin Sensor
Receptacle
Extender

1. Standard quickship finish is bronze.
Other colors are custom finishes.

Large Flood Lights: ARCY-Line

3-CCT & Power Selectable w/ Photocell


FEATURES

Adjustable Up/Down Bracket

Die-Cast Aluminum



Top



Integrated Heatsink

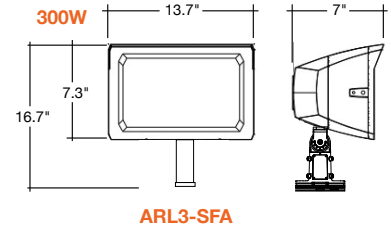
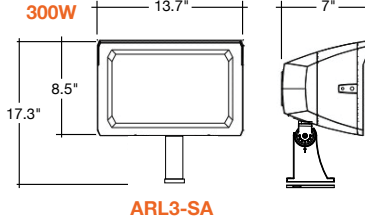
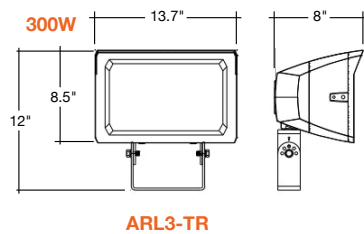
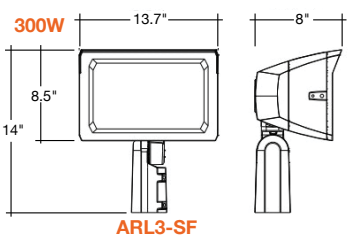
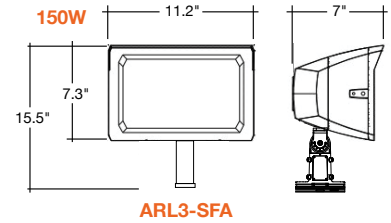
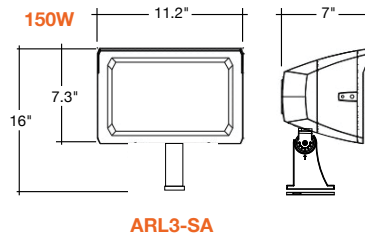
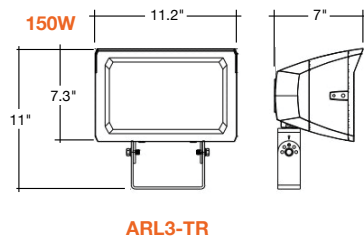
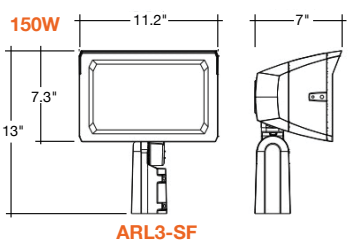
Back



3-CCT & Wattage Selectable

Photocell

DIMENSIONS



Large Flood Lights: ARCY-Line

3-CCT & Power Selectable w/ Photocell

ACCESSORIES



ARL3-SF



ARL3-SA



ARL3-SFA



ARL3-ARC-TR



ARL3-WM



S-TWC-MW-1



S-TWC-PIR-1



S-TWC-MW-BT



S-LINE-R



S-TWC-90

QUICK SHIP MODELS

Model	Voltage	Watts	Lumens	Color	CRI
LED-ARL3-ARC-3P150-TRI-BZ-UNV-PC	120-277V	80/120/150w	12,000/18,000/22,500lm	30/40/50K	>90
LED-ARL3-ARC-3P150-TRI-BZ-HV-PC	120-277V	80/120/150w	12,000/18,000/22,500lm	30/40/50K	>90
LED-ARL3-ARC-3P300-TRI-BZ-UNV-PC	120-277V	180/240/300w	27,000/36,000/45,000lm	30/40/50K	>90
LED-ARL3-ARC-3P300-TRI-BZ-HV-PC	120-277V	180/240/300w	27,000/36,000/45,000lm	30/40/50K	>90

BRACKETS

Accessory Model	Accessory Description
ARL3-SF	Slip Fitter
ARL3-SA	Straight Arm Adjustable
ARL3-SFA	Slip Fitter/ Straight Arm Combo
ARL3-ARC-TR	Trunnion
ARL3-WM	(Wall Mount adapter. Must purchase with SA or SFA).

SENSORS

Accessory Model	Accessory Description
S-TWC-MW-1	S-Line: Twist-C Microwave Sensor
S-TWC-PIR-1	S-Line: Twist-C PIR Sensor
S-TWC-MW-BT	S-Line: Twist-C Microwave Sensor w/ Bluetooth
S-LINE-R	Remote for S-Line Series Sensors (Required)

CONTROL EXTENDER (RECOMMENDED)

Accessory Model	Accessory Description
S-TWC-90	3-Pin Sensor Receptacle Extender