

# Large Flood Lights: ARCY-Line

## 3-CCT & Power Selectable w/ Photocell



-TR



-TR



-SF



-SA

WATT	LUMENS
80	12,000
120	18,000
150	22,500
180	27,000
240	36,000
300	45,000

### Detail Specifications:

- Finish: Bronze, White, Custom finishes available
- IP Rating: Wet Location (IP65)
- Beam Angle: NEMA 7Hx6V
- CCT: 30/40/50K Selectable
- Chip: SMD 2835, R9 >50, CRI >80
- Operating Temperature: -40° - 122° F
- Lens: PC Lens: Clear acrylic with optics
- Average life (L70) of 70,000 hours

### Applications:

- Dock and Loading
- Walkways & Pathways
- Parking Lots
- Hospitality, Multi-Family
- Outdoor Corridors
- General Outdoor Lighting
- Residential, Commercial and Industrial

### Product Information:

- Sturdy die-cast aluminum housing finished with corrosion free powder coat
- Photocell included on each fixture. Easy disconnect.
- 1.5' STJW 18.3 AWG cable whip included
- Select-n-Switch Technology
- Instant-On to full brightness

### Driver Options:

- UNV: 120-277V or 277-480V 0-10V Dimmable
- Built in 6Kv Surge Protector
- THD: <20% (+/-5% tolerance), PF >0.9, 50/60Hz

### Mounting & Installation:

- Optional tenon mount adaptors available
- Several standard bracket options available (see below)
- EPA Rating:
  - 3P150: 0.8ft<sup>2</sup>
  - 3P300: 0.98ft<sup>2</sup>

### Certifications:

- UL Listed for USA and CA
- DLC Listed
- ROHS Compliant
- Approved for CA T24
- 5 Year Limited Warranty
- FCC CFR 47, GCC Part 15, Subpart B:2017

#### Series

**LED-ARL3-ARC-3P150-TRI**  
80/120/150W  
**LED-ARL3-ARC-3P300-TRI**  
180/240/300W

#### Finish <sup>1</sup>

**BZ**  
Bronze  
(Standard)  
**WH**  
White  
**BL** <sup>1</sup>  
Black  
**GRY** <sup>1</sup>  
Gray  
**CS** <sup>1</sup>  
Custom Color

#### Voltage

**UNV**  
120-277V  
**HV**  
277-480V\*

#### Photocell

**-PC**  
Photocell is included.  
Easy quick disconnect.

#### Accessories

##### Bracket

**ARL3-SF**  
Slip Fitter  
**ARL3-SA**  
Straight Arm  
Adjustable  
**ARL3-SFA**  
Slip Fitter/Straight  
Arm Combo  
**ARL3-ARC-TR**  
Trunnion  
**ARL3-WM**  
Wall Mount

#### Optional Accessories (Order Separately)

##### Control Sensor

**S-TWC-MW-1**  
S-Line: Twist-C  
Microwave Sensor  
**S-TWC-PIR-1**  
S-Line: Twist-C  
PIR Sensor  
**S-TWC-MW-BT**  
S-Line: Twist-C  
Microwave Sensor  
w/ Bluetooth  
**S-LINE-R**  
Remote for S-Line  
Series Sensors  
(Required)

##### Control Extender (Recommended)

**S-TWC-90**  
3-Pin Sensor  
Receptacle  
Extender

1. Standard quickship finish is bronze.  
Other colors are custom finishes.

# Large Flood Lights: ARCY-Line

## 3-CCT & Power Selectable w/ Photocell

### FEATURES

Adjustable  
Up/Down  
Bracket

Die-Cast Aluminum



Top



Integrated Heatsink

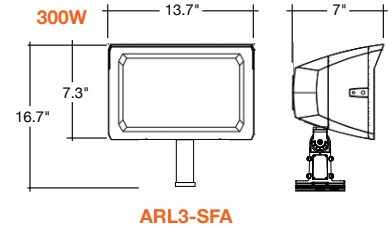
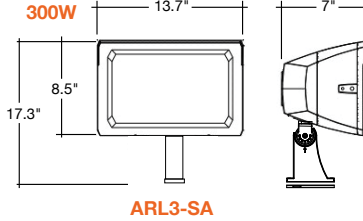
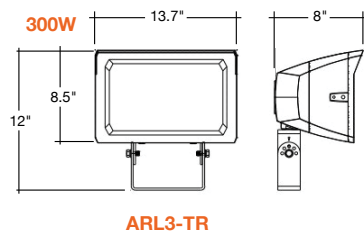
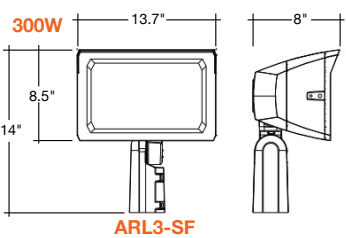
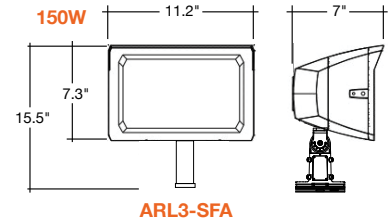
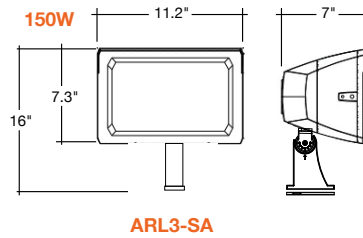
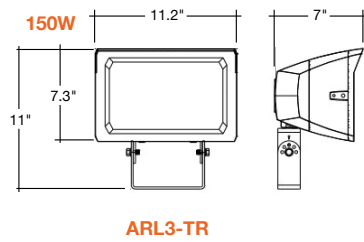
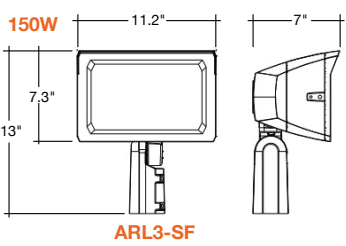
Back



3-CCT & Wattage  
Selectable

Photocell

### DIMENSIONS



# Large Flood Lights: ARCY-Line

## 3-CCT & Power Selectable w/ Photocell

### ACCESSORIES



ARL3-SF



ARL3-SA



ARL3-SFA



ARL3-ARC-TR



ARL3-WM



S-TWC-MW-1



S-TWC-PIR-1



S-TWC-MW-BT



S-LINE-R



S-TWC-90

### QUICK SHIP MODELS

Model	Voltage	Watts	Lumens	Color	CRI
LED-ARL3-ARC-3P150-TRI-BZ-UNV-PC	120-277V	80/120/150w	12,000/18,000/22,500lm	30/40/50K	>90
LED-ARL3-ARC-3P150-TRI-BZ-HV-PC	120-277V	80/120/150w	12,000/18,000/22,500lm	30/40/50K	>90
LED-ARL3-ARC-3P300-TRI-BZ-UNV-PC	120-277V	180/240/300w	27,000/36,000/45,000lm	30/40/50K	>90
LED-ARL3-ARC-3P300-TRI-BZ-HV-PC	120-277V	180/240/300w	27,000/36,000/45,000lm	30/40/50K	>90

### BRACKETS

Accessory Model	Accessory Description
ARL3-SF	Slip Fitter
ARL3-SA	Straight Arm Adjustable
ARL3-SFA	Slip Fitter/ Straight Arm Combo
ARL3-ARC-TR	Trunnion
ARL3-WM	(Wall Mount adapter. Must purchase with SA or SFA).

### SENSORS

Accessory Model	Accessory Description
S-TWC-MW-1	S-Line: Twist-C Microwave Sensor
S-TWC-PIR-1	S-Line: Twist-C PIR Sensor
S-TWC-MW-BT	S-Line: Twist-C Microwave Sensor w/ Bluetooth
S-LINE-R	Remote for S-Line Series Sensors (Required)

### CONTROL EXTENDER (RECOMMENDED)

Accessory Model	Accessory Description
S-TWC-90	3-Pin Sensor Receptacle Extender