

# SnapTrim-Line: 2" Gimbal Downlights

## Canless Series



### Detail Specifications:

- Finish: White Finish
- IP54 Wet Location Rated
- 8W 600 Lumens
- Beam Angle: 38° standard
- Chip: COB Chip, R9 >50, CRI >90
- 3 Step MacAdam Ellipses
- Operating Temperature: -40° - 114° F
- Lens: Clear, non-yellowing
- Average life (L70) of 50,000 hours

### Applications:

- Accent Lighting
- Displays, Cabinets, Bars
- Residential & Multifamily

### Product Information:

- Standard white round trim included
- Metal housing and trim for better heat dissipation
- Optional emergency backup available: delivers full lumens in EM mode up to 25W
- SnapTrim Canless: Spring clips with remote j-box eliminates can

### Driver Options:

- 120V Triac Dimmable
- Built in 2.5Kv Surge Protector
- Flicker Free

### Mounting & Installation:

- Cut Out Dimension: 2"
- Optional new construction plate available
- This fixture does not fit into a recessed can
- No housing needed in remodel applications, tension clips mount into 1/2" to 1.5" thick ceiling
- Can be removed from below the ceiling for service or replacement
- Pre-wired junction box with circuit wiring built in (3 in/ 3 out)

### Certifications:

- ETL Listed for USA and CA
- CA Title 24 JA8-2022 CEC Listed
- 5 Year Limited Warranty
- FCC CFR 47, GCC Part 15, Subpart B:2017
- IC Rated and ASTM-E283 Air-Tight

#### Series

- LED-DLJBX-ADJ-2-5W-5CCT-WH
- LED-DLJBX-ADJ-2-5W-27K
- LED-DLJBX-ADJ-2-5W-40K
- LED-DLJBX-ADJ-2-5W-50K

#### Emergency

- (Blank) No Emergency Backup
- EMB Emergency Backup

#### Optional Accessories (Order Separately)

##### New Construction Plates

- CUNV-NC-ICAT-7H**  
Universal Plate with Hanging Bars
- CUNV-JBX-RI-XL**  
Universal Rough In Plate Extra Long

##### Extension Cables

- JBX-EXT-6'-2PIN**  
6' Extension
- JBX-EXT-10'-2PIN**  
10' Extension
- JBX-EXT-12'-2PIN**  
12' Extension

##### Emergency Backup <sup>1</sup> (field install)

- LED-EMB-25W-HV -0/10V-2P**  
Up to 24W fixtures

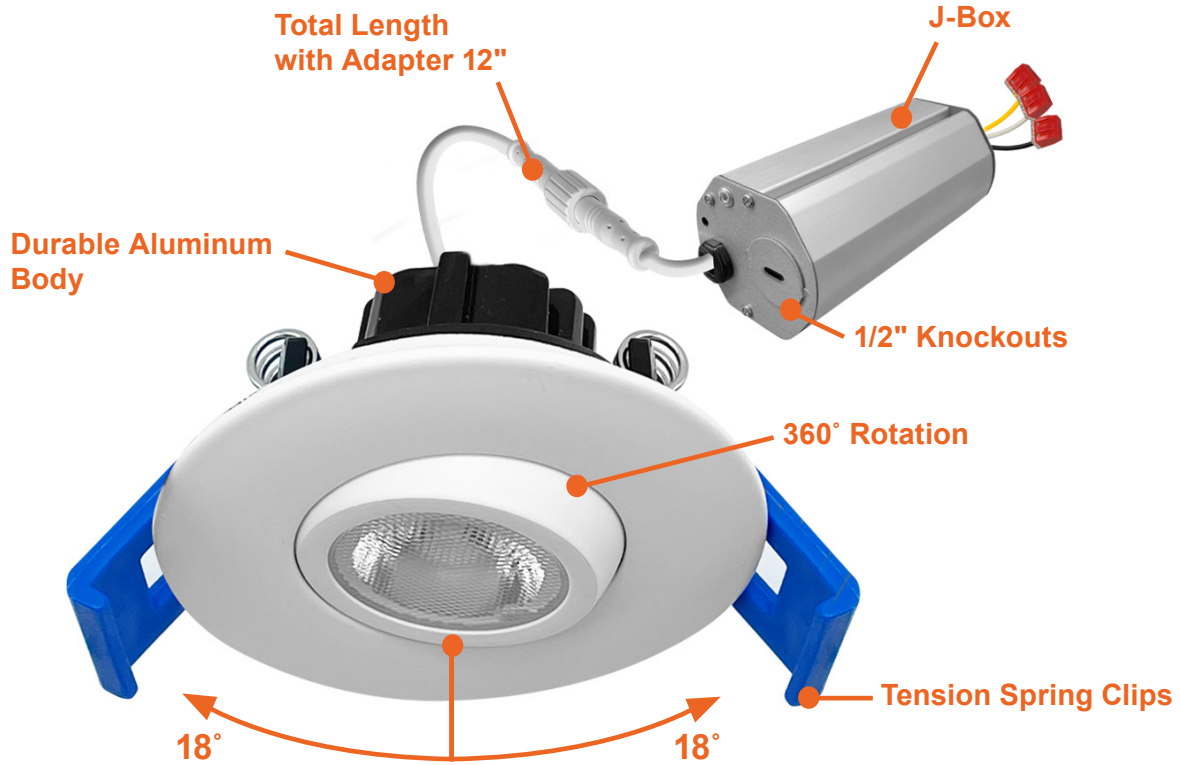
1. Trims are field changeable. For brushed nickel finish it is recommended to use the black body fixtures

Specs and model numbers are subject to change with or without notice.

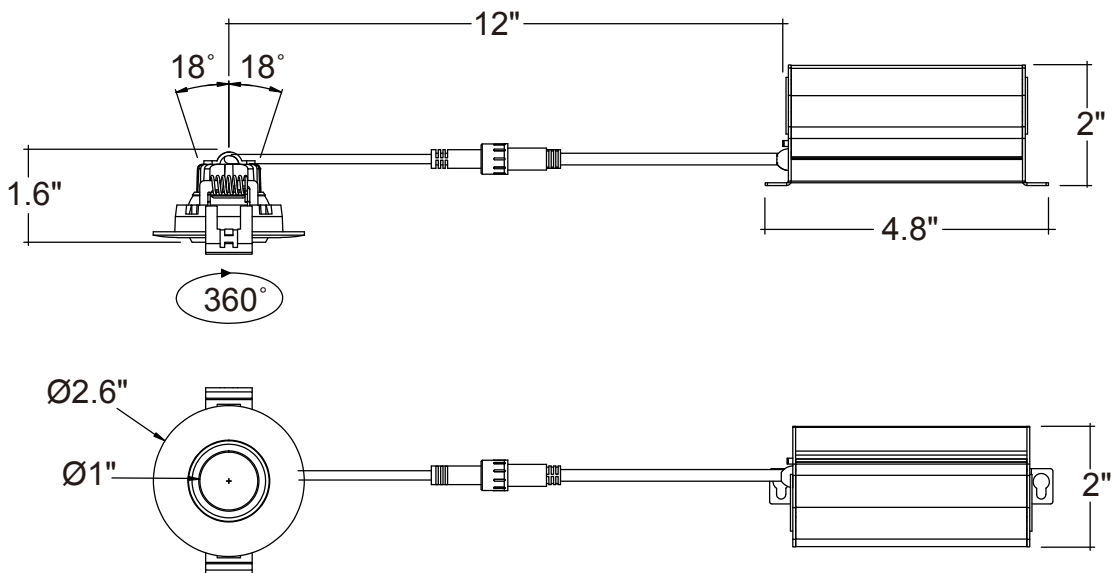
# SnapTrim-Line: 2" Gimbal Downlights

## Canless Series

### FEATURES




### DIMENSIONS




# SnapTrim-Line: 2" Gimbal Downlights

## Canless Series

### ACCESSORIES



**CUNV-NC-ICAT-7H**  
**Universal Pre-Mounting Plate**  
 13 7/8" x 15 1/8"



**CUNV-JBX-RI-XL**  
 7" x 26"



**JBX-EXT**  
 6' / 10' / 12' Extension Cable



**LED-EMB-25W-HV-0/10V-2P**

	Model	Voltage	Watts	Lumens	Color	CRI
	LED-DLJBX-ADJ-2-5W-5CCT-WH	120V	5w	350	27/30/35/40/50K	>90
	LED-DLJBX-ADJ-2-5W-27K	120V	5w	350	2700k	>90
	LED-DLJBX-ADJ-2-5W-40K	120V	5w	350	4000k	>90
	LED-DLJBX-ADJ-2-5W-50K	120V	5w	350	5000k	>90

### CONSTRUCTION PLATES

Accessory	Description
CUNV-NC-ICAT-7H	1" 2"3" 3.5" 4" 5" 6" Universal Pre-Mounting New Construction Plate
CUNV-JBX-RI-XL	Universal tough in plate (Extra Long)

### EXTENSION CABLE

Accessory	Description
JBX-EXT-6'-2PIN	6" Extension Cable
JBX-EXT-10'-2PIN	10" Extension Cable
JBX-EXT-12'-2PIN	12" Extension Cable

### EMERGENCY BACKUP

Accessory	Description
LED-EMB-25W-HV-0/10V-2P	Up to 24W fixtures

### TESTED COMPATIBLE DIMMERS

Other dimmers may be compatible but have not been tested. Please contact us for more information.

#### TRIAC/ELV Dimmers

Lutron	Leviton	Legrand	Cooper
AYCL-153P	6633	ADTP703TU	9540
DV-600PR	6674	H703PTW	DAL06P
DVCL-153P	6602		
MACL-153MH	IPL06		
MRF2-6CL			
D-600P			
NTELV-300P			
S-600P			
CT-600P			
CTCL-153P			
TG-600P			
TCCL-153P			