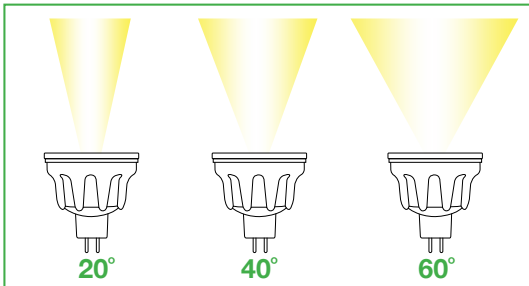


# MR-16 LED BULBS

## Beam Angle Adjustable (Selectable Optics)



Adjustable  
Beam Angle  
20°/40°/60°



### Detail Specifications:

- IP Rating: Wet Location
- Beam Angle: 20/40/60° Adjustable
- Chip: SMD
- Base: GU5.3
- Finish: Black
- Lens: Clear Ribbed w/ Optics
- Lumens:
  - 4W: 350LM 20-35W Halogen Equivalent
  - 7W: 600LM 50W Halogen Equivalent
- Voltage: 9-17V
- CRI: 90
- Housing: Di-cast
- Average life (L70) of 25,000 hours

### Applications:

- Halogen Retrofitting
- Walkways & Pathways
- Landscape Lighting
- General Lighting
- Residential, Multifamily, Commercial

### Product Information:

- Beam angle adjustable slider
- Standard size of halogen versions
- Suitable for use in existing fixtures
- Approved for use in enclosed fixtures
- Fully potted
- Instant-On to full brightness

### Mounting & Installations:

- Compatible with electronic and magnetic low voltage systems

### Certifications:

- ETL Listed for USA and CA
- 3 Year Limited Warranty
- FCC CFR 47, GCC Part 15, Subpart B:2017

### Series

**LED-MR16-4W-27K-3B-BL**

2700K • 350LM • 20/40/60° Adjustable

**LED-MR16-4W-30K-3B-BL**

3000K • 350LM • 20/40/60° Adjustable

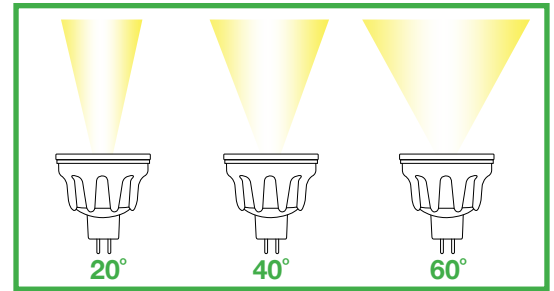

**LED-MR16-7W-27K-3B-BL**

2700K • 600LM • 20/40/60° Adjustable

**LED-MR16-7W-30K-3B-BL**

3000K • 600LM • 20/40/60° Adjustable

## FEATURES



Beam Spread



## DIMENSIONS

