


# Slim-Line: LED Slim Panel Downlights

## 5-CCT Selectable

Canless Downlights



### Detail Specifications:

- Finish: White, Black, Bronze, Brushed Nickel, Custom
- Wet Location Rated
- Beam Angle: 110°
- Chip: SMD 2835, R9 >50, CRI >90
- 3 Step MacAdam Ellipses
- Operating Temperature: -40° - 114° F
- Lens: Frosted acrylic, non-yellowing
- Average life (L70) of 50,000 hours

### Applications:

- General Recessed Lighting
- Residential & Multifamily
- Office and Meeting Rooms
- Education, Healthcare, Retail, Hospitality

### Product Information:

- 5-CCT Selectable: 27/30/35/40/50K
- Edge-lit technology: reduces glare with even light distribution
- Perfect for shallow ceilings. Only 1.5" space required.
- Metal housing and trim for better heat dissipation
- Standard white round trim included: optional trims available
- Optional emergency backup available: delivers full lumens in EM mode up to 25W
- SnapTrim Canless: Spring clips with remote j-box eliminates can

### Driver Options:

- 120V Triac Dimmable
- 120-277V 0-10V Dimmable Available (separate spec sheet)
- Built in 2.5Kv Surge Protector
- Flicker Free

### Mounting & Installation:

- Cut Out Dimensions
  - 3": 3-1/4"
  - 4": 4-1/4"
  - 6": 6-1/4"
  - 8": 8-1/4"
- Optional new construction plate available
- This fixture does not fit into a recessed can
- No can needed in remodel applications, tension clips mount into 1/2" to 1.5" thick ceiling
- Can be removed from below the ceiling for service or replacement
- Pre-wired junction box with circuit wiring built in (3 in/ 3 out)

### Certifications:

- ETL Listed for USA and CA
- Energy Star Certified
- CA Title 24 JA8-2022 CEC Listed
- 5 Year Limited Warranty
- FCC CFR 47, GCC Part 15, Subpart B:2017
- IC Rated and ASTM-E283 Air-Tight

Series	Emergency
LED-SL-PNL-3R-8W-5CCT-WH	Blank
3" Round • 8W • 500lm	None
LED-SL-PNL-3SQ-8W-5CCT-WH	EMB
3" Square • 8W • 500lm	Emergency
LED-SL-PNL-4R-3P12W-5CCT-WH	Backup
4" Round • 8/10/12w • 500/700/840lm	
LED-SL-PNL-4SQ-3P12W-5CCT-WH	
4" Square • 8/10/12w • 500/700/840lm	
LED-SL-PNL-6R-3P15W-5CCT-WH	
6" Round • 9/12/15w • 750/950/1,150lm	
LED-SL-PNL-6SQ-3P15W-5CCT-WH	
6" Square • 9/12/15w • 750/950/1,150lm	
LED-SL-PNL-8R-3P22W-5CCT-WH	
8" Round • 16/19/22w • 1,200/1,400/1,600lm	
LED-SL-PNL-8SQ-3P22W-5CCT-WH	
8" Square • 16/19/22w • 1,200/1,400/1,600lm	

### Optional Accessories (Order Separately)

Round Trim Options	Square Trim Options	New Construction Plates	Extension Cables	Emergency Backup (field install) 1	Goof Ring
SLPNL-TRIM-3R-BLK Black	SLPNL-TRIM-4SQ-BLK Black	CUNV-NC-ICAT-7H Universal Plate with hanging bars	JBX-EXT-6'-3PIN 6' Extension	LED-EMB-15W-HV -0/10V-2P	GR-4-WH 4"-8" Width
SLPNL-TRIM-3R-BRZ Bronze	SLPNL-TRIM-4SQ-BRZ Bronze	C4-JBX-RI 4" Rough in plate	JBX-EXT-10'-3PIN 10' Extension	Up to 14W fixtures	GR-6-WH 6.3"-10" Width
SLPNL-TRIM-3R-BNI Brushed Nickel	SLPNL-TRIM-4SQ-BNI Brushed Nickel	C6-JBX-RI 6" Rough in plate	JBX-EXT-12'-3PIN 12' Extension	Up to 24W fixtures	GR-8-WH 8"-12.5" Width
SLPNL-TRIM-4R-BLK Black	SLPNL-TRIM-6SQ-BLK Black	C8-JBX-RI 8" Rough in plate			
SLPNL-TRIM-4R-BRZ Bronze	SLPNL-TRIM-6SQ-BRZ Bronze	CUNV-JBX-RI-XL Universal Rough In Plate Extra long			
SLPNL-TRIM-4R-BNI Brushed Nickel	SLPNL-TRIM-6SQ-BNI Brushed Nickel				

1. Field installable. Lasts 90 minutes.

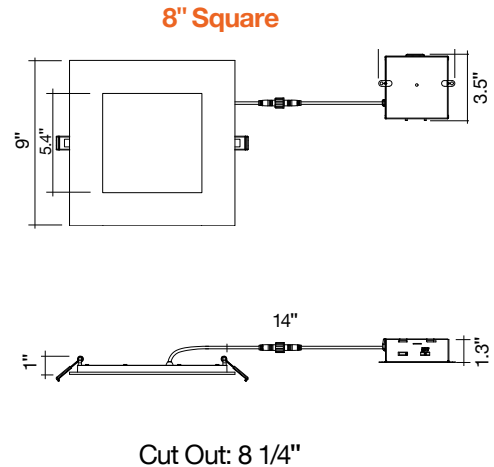
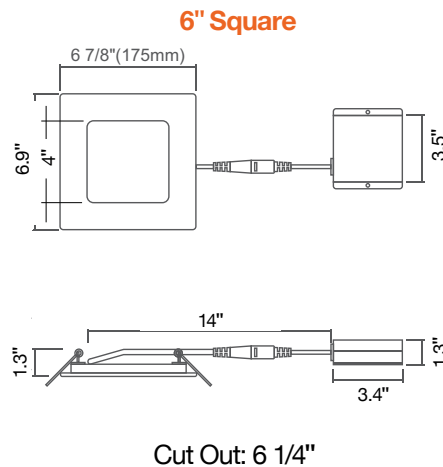
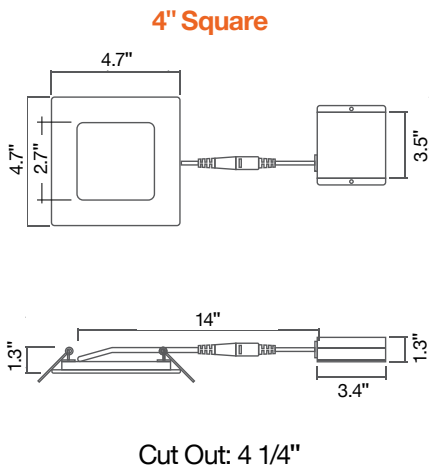
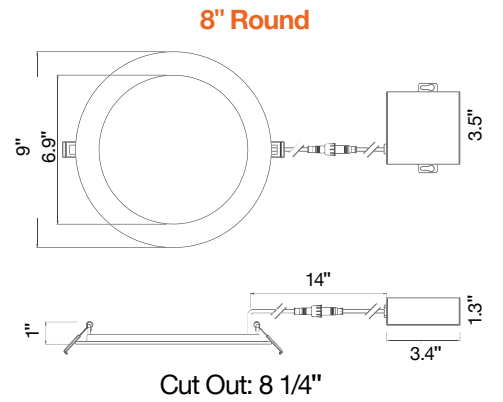
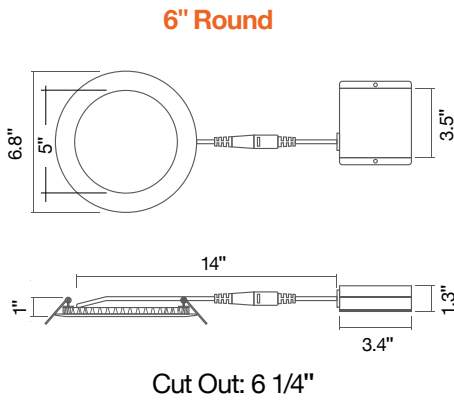
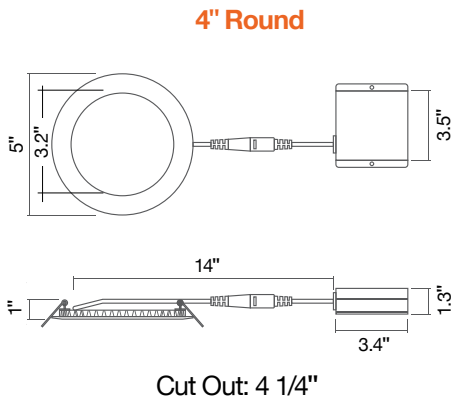
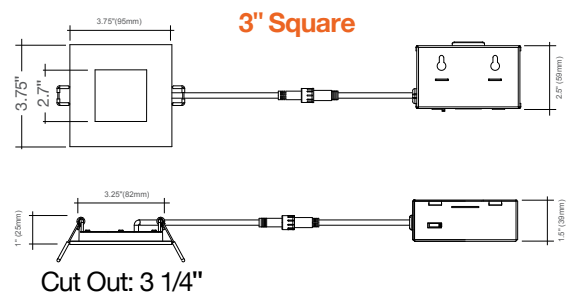
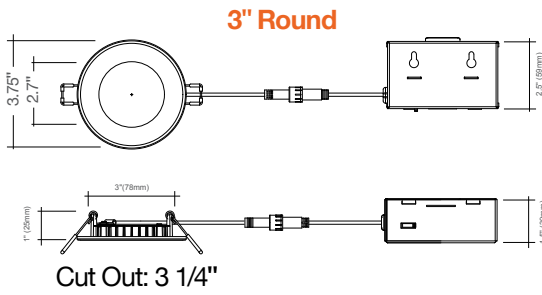
# Slim-Line: LED Slim Panel Downlights

## 5-CCT Selectable

### FEATURES



### DIMENSIONS



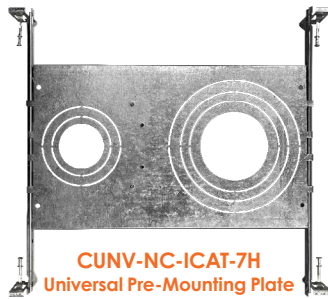
## ACCESSORIES



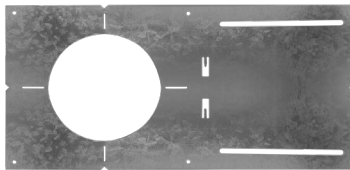
BLK BZ BN




BLK BZ BN




**CUNV-NC-ICAT-7H**  
Universal Pre-Mounting Plate  
13 7/8" x 15 1/8"



**C4-JBX-RI**  
4" Rough In Plate  
6 1/2" x 13 1/4"



**C6-JBX-RI**  
6" Rough In Plate  
8 1/2" x 17 1/4"




**CUNV-JBX-RI-XL**  
7" x 26"



**JBX-EXT**  
6' / 10' / 12' Extension Cable



LED-EMB-15W-HV-0/10V-2P  
LED-EMB-25W-HV-0/10V-2P



GR-4-WH  
GR-6-WH  
GR-8-WH

## DOWNLIGHT FIXTURES

Model	Voltage	Watts	Lumens	Color	CRI
LED-SL-PNL-3R-8W-5CCT-WH	120V	8w	500	27/30/35/40/50K	>90
LED-SL-PNL-3SQ-8W-5CCT-WH	120V	8w	500	27/30/35/40/50K	>90
LED-SL-PNL-4R-3P12W-5CCT-WH	120V	8/10/12w	500/700/840	27/30/35/40/50K	>90
LED-SL-PNL-4SQ-3P12W-5CCT-WH	120V	8/10/12w	500/700/840	27/30/35/40/50K	>90
LED-SL-PNL-6R-3P15W-5CCT-WH	120V	9/12/15w	750/950/1150	27/30/35/40/50K	>90
LED-SL-PNL-6SQ-3P15W-5CCT-WH	120V	9/12/15w	750/950/1150	27/30/35/40/50K	>90
LED-SL-PNL-8R-3P22W-5CCT-WH	120V	16/19/22w	1200/1400/1600	27/30/35/40/50K	>90
LED-SL-PNL-8SQ-3P22W-5CCT-WH	120V	16/19/22w	1200/1400/1600	27/30/35/40/50K	>90

## TRIMS

Accessory	Description
SLPNL-TRIM-3R-BLK	3" Round Black Trim
SLPNL-TRIM-3R-BRZ	3" Round Bronze Trim
SLPNL-TRIM-3R-BNI	3" Round Brushed Nickel Trim
SLPNL-TRIM-4R-BLK	4" Round Black Trim
SLPNL-TRIM-4R-BRZ	4" Round Bronze Trim
SLPNL-TRIM-4R-BNI	4" Round Brushed Nickel Trim
SLPNL-TRIM-4SQ-BLK	4" Square Black Trim
SLPNL-TRIM-4SQ-BRZ	4" Square Bronze Trim
SLPNL-TRIM-4SQ-BNI	4" Square Brushed Nickel Trim
SLPNL-TRIM-6R-BLK	6" Round Black Trim
SLPNL-TRIM-6R-BRZ	6" Round Bronze Trim
SLPNL-TRIM-6R-BNI	6" Round Brushed Nickel Trim
SLPNL-TRIM-6SQ-BLK	6" Square Black Trim
SLPNL-TRIM-6SQ-BRZ	6" Square Bronze Trim
SLPNL-TRIM-6SQ-BNI	6" Square Brushed Nickel Trim

## CONSTRUCTION PLATES

Accessory Model	Description
C4-JBX-RI	4" Rough-In Plate (6 1/2" x 13 1/4")
C6-JBX-RI	6" Rough-In Plate (8 1/2" x 17 1/4")
C8-JBX-RI-XL	8" Rough-In Plate (10 1/2" x 26")
CUNV-NC-ICAT-7H	2/3/4/6" Pre-Mounting Plate

## EXTENSION CABLE

Accessory	Description
JBX-EXT-6'-3PIN	6" Extension Cable
JBX-EXT-10'-3PIN	10" Extension Cable
JBX-EXT-12'-3PIN	12" Extension Cable

## BATTERY BACK-UP

Accessory	Description
LED-EMB-15W-HV-0/10V-2P	Up to 14W fixtures
LED-EMB-25W-HV-0/10V-2P	Up to 24W fixtures

## GOOF RING

Accessory Model	Description
GR-4-WH	4" Goof Ring, Inner Dim: 4" Outer Dim: 8"
GR-6-WH	6" Goof Ring, Inner Dim: 6.3" Outer Dim: 10.5"
GR-8-WH	8" Goof Ring, Inner Dim: 8" Outer Dim: 12.5"

## TESTED COMPATIBLE DIMMERS

Other dimmers may be compatible but have not been tested. Please contact us for more information. **TRIAC/ELV Dimmers**

Lutron	Lutron	Leviton	Legrand	Cooper
AYCL-153P	NTELV-300P	6633	ADTP703TU	9540
DV-600PR	S-600P	6674	H703PTW	DAL06P
DVCL-153P	CT-600P	6602		
MACL-153MH	CTCL-153P	IPL06		
MRF2-6CL	TG-600P			
D-600P	TCCL-153P			