


Canless Downlights

4" & 6" LED Slim Panels

Fire Rated Series



4"



6"

Detail Specifications:

- Fire Rated: 2 hour fire rating
- Finish: White, Black, Bronze, Brushed Nickel, Custom
- Wet Location Rated
- Beam Angle: 110°
- Chip: SMD 2835, R9 >50, CRI >90
- 3 Step MacAdam Ellipses
- Operating Temperature: -40° - 114° F
- Lens: Acrylic frosted, non-yellowing
- Average life (L70) of 50,000 hours

Applications:

- General Recessed Lighting
- Residential & Multifamily
- Office and Meeting Rooms
- Education, Healthcare, Retail, Hospitality

Product Information:

- 5-CCT Selectable: 27/30/35/40/50K
- Edge-lit technology: reduces glare with even light distribution
- Perfect for shallow ceilings. Only 1.5" space required.
- Metal housing and trim for better heat dissipation
- Standard white round trim included: optional trims available
- Optional emergency backup available: delivers full lumens in EM mode up to 25W
- SnapTrim Canless: Spring clips with remote j-box eliminates can

Driver Options:

- Voltage: 120V
- Triac Dimmable down to 5%
- Built in 2.5Kv Surge Protector
- Flicker Free

Mounting & Installation:

- Cut Out Dimensions:
 - 4": 4-1/4"
 - 6": 6-1/4"
- Optional new construction plate available
- This fixture does not fit into a recessed can
- No can needed in remodel applications, tension clips mount into 1/2" to 1.5" thick ceiling
- Can be removed from below the ceiling for service or replacement
- Pre-wired junction box with circuit wiring built in (3 in / 3 out)

Certifications:

- ETL Listed for USA and CA
- Energy Star Certified
- CA Title 24 JA8-2022 CEC Listed
- 5 Year Limited Warranty
- FCC CFR 47, GCC Part 15, Subpart B:2017
- IC Rated and ASTM-E283 Air-Tight
- Complies with UL 263, ASTM E119, CAN ULC S101

Series

- LED-SL-PNL-4SQ-12W-5CCT-FR-WH**
12W • 840lm
- LED-SL-PNL-6SQ-15W-5CCT-FR-WH**
15W • 1150lm

Emergency

- (Blank)**
No Emergency Backup
- EMB**
Emergency Backup

Optional Accessories (Order Separately)

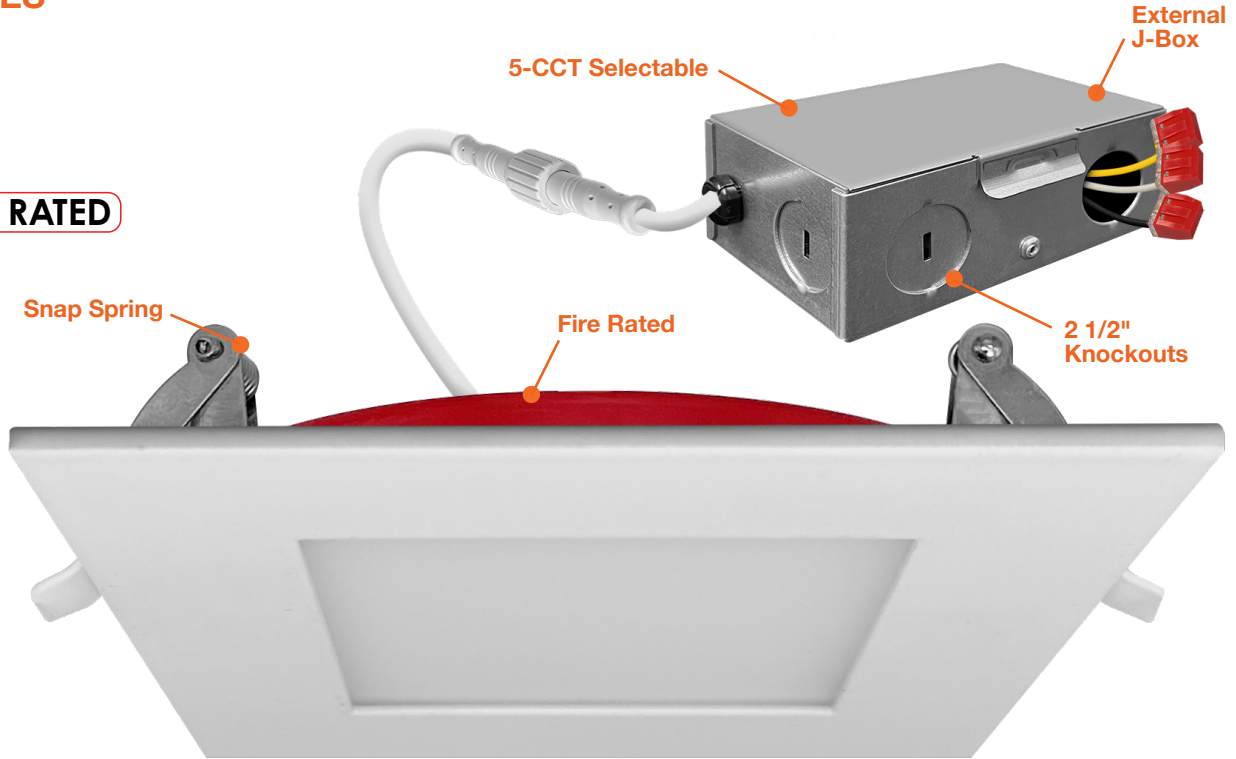
Trim	New Construction Plates	Extension Cables	Emergency Backup ¹ (field install)
SLPNL-TRIM-4SQ-BLK Black	CUNV-NC-ICAT-7H Universal plate w/ hanging bars	JBX-EXT-6'-2PIN 6' Extension	LED-EMB-15W-HV-0/10V-2P Up to 14W fixtures
SLPNL-TRIM-4SQ-BRZ Bronze	C4-JBX-RI 4" Rough in plate	JBX-EXT-10'-2PIN 10' Extension	LED-EMB-25W-HV-0/10V-2P Up to 24W fixtures
SLPNL-TRIM-4SQ-BNI Brushed Nickel	C6-JBX-RI 6" Rough in plate	JBX-EXT-12'-2PIN 12' Extension	
SLPNL-TRIM-6SQ-BLK Black	CUNV-JBX-RI-XL Universal rough in plate. Extra long		
SLPNL-TRIM-6SQ-BRZ Bronze			
SLPNL-TRIM-6SQ-BNI Brushed Nickel			

1. Field installable. Lasts 90 minutes.

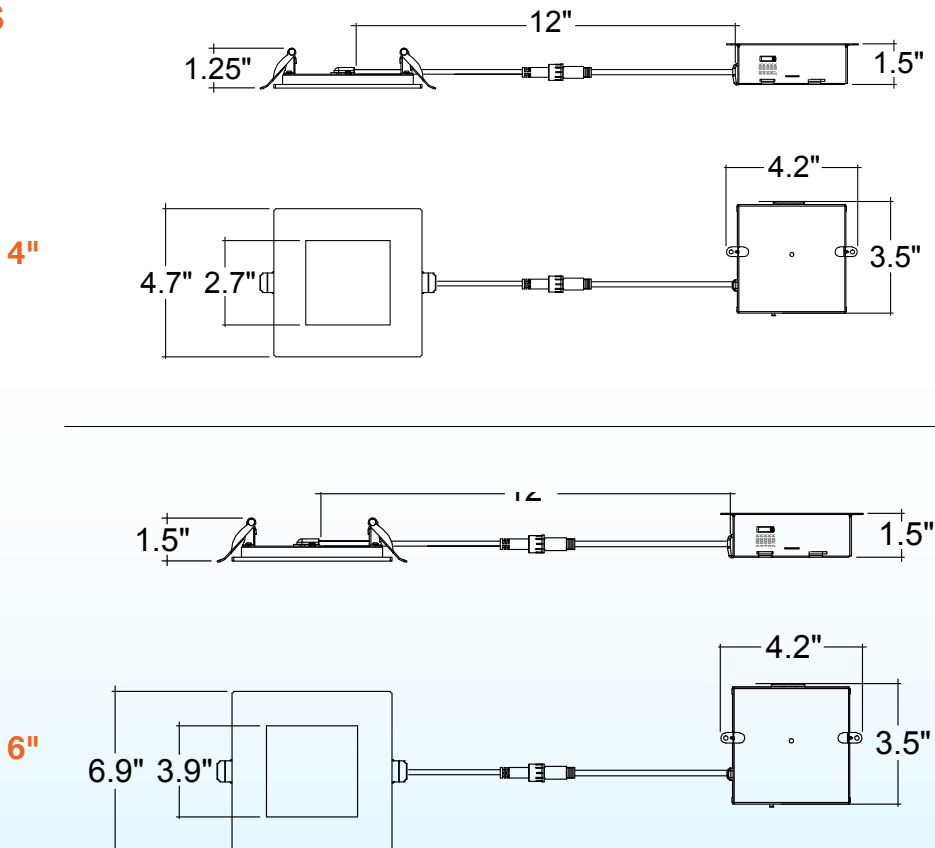
4" & 6" LED Slim Panels

Fire Rated Series

FEATURES



DIMENSIONS



4" & 6" LED Slim Panels

Fire Rated Series

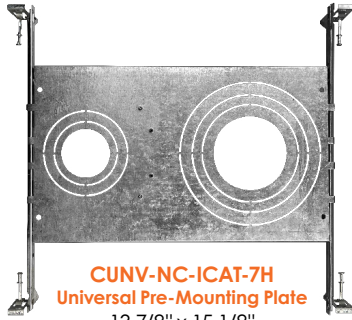
ACCESSORIES




BLK

BRZ


BNI




CUNV-NC-ICAT-7H
Universal Pre-Mounting Plate
13 7/8" x 15 1/8"



C4-JBX-RI
4" Rough In Plate
6 1/2" x 13 1/4"



C6-JBX-RI
6" Rough In Plate
8 1/2" x 17 1/4"



CUNV-JBX-RI-XL



JBX-EXT
6' / 10' / 12' Extension Cable

Model	Voltage	Watts	Lumens	Color	CRI
LED-SL-PNL-4SQ-12W-5CCT-FR-WH	120V	12w	840	27/30/35/40/50K	>90
LED-SL-PNL-6SQ-15W-5CCT-FR-WH	120V	15w	1150	27/30/35/40/50K	>90

TRIMS

Accessory Model	Description
SLPNL-TRIM-4SQ-BLK	4" Square Black Trim
SLPNL-TRIM-4SQ-BRZ	4" Square Bronze Trim
SLPNL-TRIM-4SQ-BNI	4" Square Brushed Nickel Trim
SLPNL-TRIM-6SQ-BLK	6" Square Black Trim
SLPNL-TRIM-6SQ-BRZ	6" Square Bronze Trim
SLPNL-TRIM-6SQ-BNI	6" Square Brushed Nickel Trim

CONSTRUCTION PLATES


Accessory	Description
CUNV-NC-ICAT-7H	1" 2"3" 3.5" 4" 5" 6" Universal Pre-Mounting New Construction Plate
C4-JBX-RI	4" Rough In Plate
C6-JBX-RI	6" Rough In Plate
CUNV-JBX-RI-XL	Universal tough in plate (Extra Long)

EXTENSION CABLE

Accessory	Description
JBX-EXT-6'-2PIN	6" Extension Cable
JBX-EXT-10'-2PIN	10" Extension Cable
JBX-EXT-12'-2PIN	12" Extension Cable

BATTERY BACK-UP

Accessory	Description
LED-EMB-15W-HV-0/10V-2P	Up to 14W fixtures
LED-EMB-25W-HV-0/10V-2P	Up to 24W fixtures



LED-EMB-15W-HV-0/10V-2P
LED-EMB-25W-HV-0/10V-2P