


4" Regressed Gimbal Adjustable Sloped Ceiling

5-CCT Selectable



Applications:

- 360° twist allows for any easy adjustment after installation
- Unique floating gimbal design adds an architectural touch
- Canless module does not require a housing making it perfect for new construction and remodeling.

Product Information:

- 5-CCT Selectable: 27/30/35/40/50K
- Available in white and black
- SnapTrim Canless: Spring clips with remote j-box eliminates can
- Optional emergency backup available: delivers full lumens in EM mode
- L70 @ 50,000 hours lumen maintenance

Series

LED-SL-SLP-ADJ-4R-8W-5CCT-WH
 8W • 600lm
LED-SL-SLP-ADJ-4R-8W-5CCT-BLK
 8W • 600lm


Optional Accessories (Order Separately)

New Construction Plates	Extension Cables	Emergency Backup ¹ (field install)
CUNV-NC-ICAT-7H Universal plate w/ hanging bars	JBX-EXT-6'-2PIN 6' Extension	LED-EMB-15W-HV -0/10V-2P Up to 14W fixtures
C4-JBX-RI 4" Rough in plate	JBX-EXT-10'-2PIN 10' Extension	LED-EMB-25W-HV -0/10V-2P Up to 24W fixtures
CUNV-JBX-RI-XL Universal rough in plate. Extra long	JBX-EXT-12'-2PIN 12' Extension	

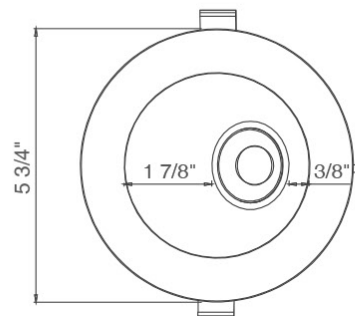
1. Field installable.
Lasts 90 minutes.

4" Regressed Gimbal Adjustable Sloped Ceiling 5-CCT Selectable


FEATURES




DIMENSIONS




4" Regressed Gimbal Adjustable Sloped Ceiling 5-CCT Selectable



CUNV-NC-ICAT-7H
Universal Pre-Mounting Plate
13 7/8" x 15 1/8"




C4-JBX-RI
4" Rough In Plate
6 1/2" x 13 1/4"



CUNV-JBX-RI-XL



JBX-EXT
6' / 10' / 12' Extension Cable



LED-EMB-15W-HV-0/10V-2P
LED-EMB-25W-HV-0/10V-2P

Model	Voltage	Watts	Lumens	Color	CRI
LED-SL-PNL-SLP-ADJ-4R-8W-5CCT-WH	120V	8w	600	27/30/35/40/50K	>90
LED-SL-PNL-SLP-ADJ-4R-8W-5CCT-BLK	120V	8w	600	27/30/35/40/50K	>90

CONSTRUCTION PLATES

Accessory	Description
CUNV-NC-ICAT-7H	1" 2"3" 3.5" 4" 5" 6" Universal Pre-Mounting New Construction Plate
C4-JBX-RI	4" Rough In Plate
CUNV-JBX-RI-XL	Universal tough in plate (Extra Long)

EXTENSION CABLE

Accessory	Description
JBX-EXT-6'-2PIN	6" Extension Cable
JBX-EXT-10'-2PIN	10" Extension Cable
JBX-EXT-12'-2PIN	12" Extension Cable

BATTERY BACK-UP

Accessory	Description
LED-EMB-15W-HV-0/10V-2P	Up to 14W fixtures
LED-EMB-25W-HV-0/10V-2P	Up to 24W fixtures