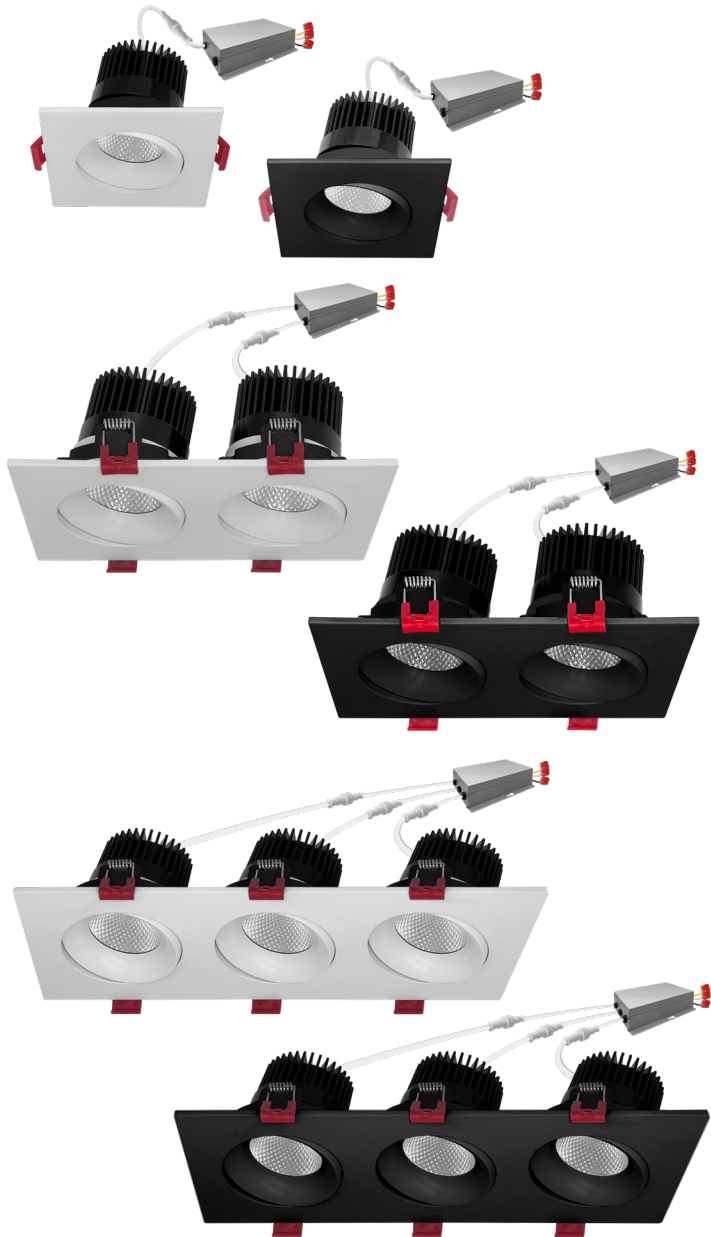


4" Multiple Head Downlights

5-CCT Selectable



Detail Specification:

- Finish: White & Black
- Wet Location Rated
- Beam Angle: 38° Standard, 24° & 60° available
- Chip: COB, R9 >50, CRI >90
- 2 Step MacAdam Ellipses
- Operating Temperature: -40° - 114° F
- Lens: Clear, non-yellowing
- Average life (L70) of 50,000 hours

Applications

- General Recessed Lighting
- Residential & Multifamily
- Office and Meeting Rooms
- Education, Healthcare, Retail, Hospitality

Product Information:

- 5-CCT: 27/30/35/40/50K COB LED Chip
- Metal housing and trim for better heat dissipation
- 360° Rotation and 8° from center
- Standard white round trim included: optional trims available
- Optional emergency backup available: delivers full lumens in EM mode up to 25W
- SnapTrim Canless: Spring clips with remote j-box eliminates can

Driver Options:

- 120V Triac Dimmable (Standard)
- 0/10V: 120-277V 0-10V Dimmable Custom Order
- Built in 2.5Kv Surge Protector
- Flicker Free

Mounting & Installation:

- Cut Out Dimensions
 - Single Head: 3-3/4"
 - Double Head: 7-1/4" x 3-3/4"
 - Triple Head: 10-4/5" x 3-3/4"
- Optional new construction plate available
- This fixture does not fit into a recessed can
- No can needed in remodel applications, tension clips mount into 1/2" to 1.5" thick ceiling
- Can be removed from below the ceiling for service or replacement
- Pre-wired junction box with circuit wiring built in (3 in/ 3 out)

Certifications:

- ETL Listed for USA and CA
- Energy Star Certified
- CA Title 24 JA8-2022 CEC Listed
- 5 Year Limited Warranty
- FCC CFR 47, GCC Part 15, Subpart B:2017
- IC Rated and ASTM-E283 Air-Tight

Series	Finish	Emergency	Beam Angle	Driver
LED-SQM1-4-15W-5CCT Single Head 15W • 1,000lm • 120V	WH White	Blank No Emergency	Blank 38°	Blank 120V Triac Dim
LED-SQM2-4-30W-5CCT Double Head 30W • 2,000lm • 120V	BLK Black	EMB Emergency	20D 20°	0/10V¹ 120-277V 0-10V
LED-SQM3-4-45W-5CCT Triple Head 45W • 3,000lm • 120V		Backup	60D 60°	Dimmable*

1. Custom order only

Optional Accessories (Order Separately)	
New Construction Plate	Emergency Backup ¹
CUNV-SQM-NC-ICAT Universal plate w/ hanging bars	LED-EMB-25W-HV -0/10V-2P Up to 24W fixtures

1. Field installable. Lasts 90 minutes.

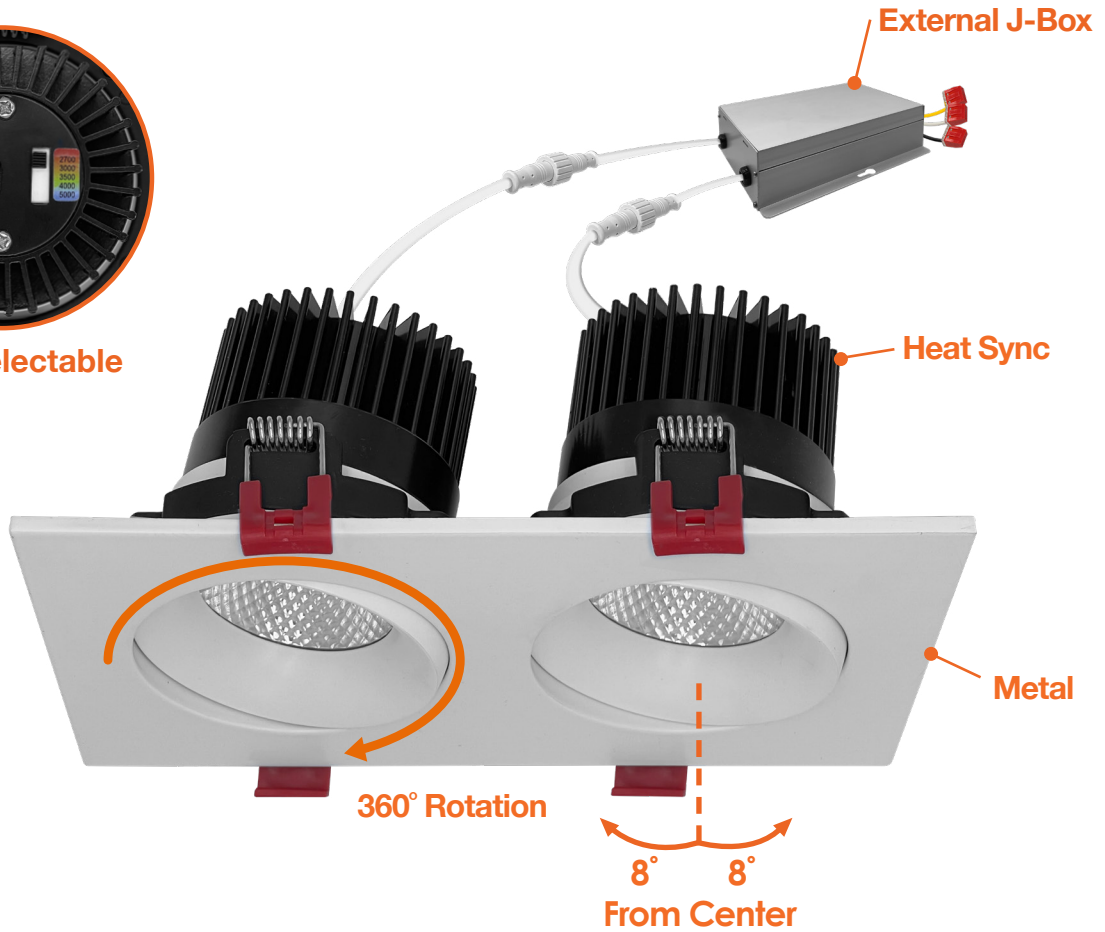
4" Multiple Head Downlights

5-CCT Selectable

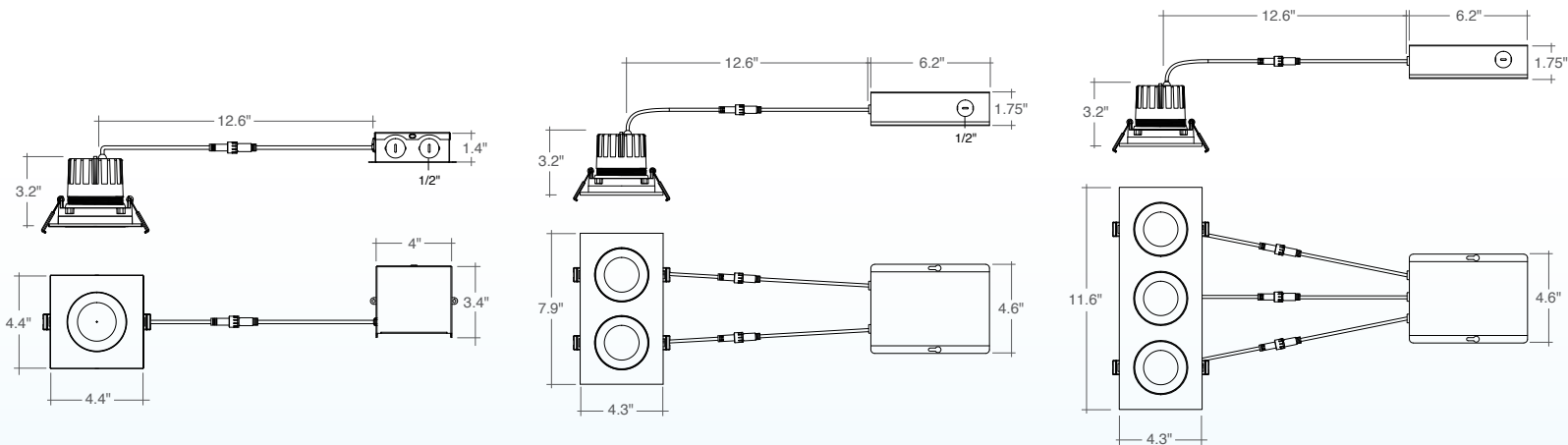
FEATURES



5-CCT Selectable



DIMENSIONS




Specs and model numbers are subject to change with or without notice.

4" Multiple Head Downlights

5-CCT Selectable

ACCESSORIES



CUNV-SQM-NC-ICAT
Universal Pre-Mounting Plate
 14 3/4" x 11 3/4"



LED-EMB-25W-HV-0/10V-2P



20D
60D

Model	Voltage	Watts	Lumens	Color	CRI
LED-SQM1-4-15W-5CCT-WH	120V	15w	1000	27/30/35/40/50K	>90
LED-SQM1-4-15W-5CCT-BLK	120V	15w	1000	27/30/35/40/50K	>90
LED-SQM2-4-30W-5CCT-WH	120V	30w	2000	27/30/35/40/50K	>90
LED-SQM2-4-30W-5CCT-BLK	120V	30w	2000	27/30/35/40/50K	>90
LED-SQM3-4-45W-5CCT-WH	120V	45w	3000	27/30/35/40/50K	>90
LED-SQM3-4-45W-5CCT-BLK	120V	45w	3000	27/30/35/40/50K	>90

CONSTRUCTION PLATES

Accessory	Description
CUNV-SQM-NC-ICAT	New Construction Plate: SQM Fixtures

BATTERY BACK-UP

Accessory	Description
LED-EMB-25W-HV-0/10V-2P	Up to 24W fixtures

OPTIC LENS

Accessory	Description
20D	20D Optic
60D	60D Optic

TESTED COMPATIBLE DIMMERS

Other dimmers may be compatible but have not been tested. Please contact us for more information.

TRIAC/ELV Dimmers

Lutron	Leviton	Legrand	Cooper
AYCL-153P	6633	ADTP703TU	9540
DV-600PR	6674	H703PTW	DAL06P
DVCL-153P	6602		
MACL-153MH	IPL06		
MRF2-6CL			
D-600P			
NTELV-300P			
S-600P			
CT-600P			
CTCL-153P			
TG-600P			
TCCL-153P			

0-10V Dimmers

Lutron	Leviton	Wattstopper	Lightolier
DVTV	Illumitech - IP7	DCLV1	ZP600FAM120
NFTV			SR1200ZTUNV
NFTV			