



4' T8 Built-In Emergency Backup

The EnVision T8 is available in 4' with a built in emergency system. You must bypass the ballast and wire both ends directly to line voltage. The aluminum backed bulb makes it OK for food areas, the CCT is consistent with our other tubes, to ensure end user satisfaction. Whenever power is suddenly lost, this unique led tube will automatically turn on, with the built in lithium battery, which can provide emergency light for 90 minutes. With normal lumen being displayed at 2000lm, the emergency lumen will be 380lm. The tube also features a test button to pass inspection.

Applications:

- Fluorescent Retrofitting
- New Construction
- Warehouse Lighting
- Commercial Lighting

Product Information:

- Built-in emergency system, easy installation & easy replacement
- MCU system: With self-test function, it can test itself monthly and yearly.
- Combine emergency function and general light function together.

Why Pick the EnVision T8?:

- T8 Bulb is tested 120 hours before being boxed and shipped
- Light beam spread replicates the same look as a fluorescent, with improved light output and efficiency.
- 3 year warranty

LED - T 8 - EM - 4 FT - 1 5 W - *Color*

1
2
3
4

1 Product

LED-T8-EM

2 Feet

4FT 4 Feet

3 Watt

15w 15w / 2,000lm
 Emergency
 Lumen : 380lm


4 Color

30K 3000K
 35K 3500K
 40K 4000K
 50K 5000K
 CTRI 35/40/50K

Specs and model numbers are subject to change with or without notice.


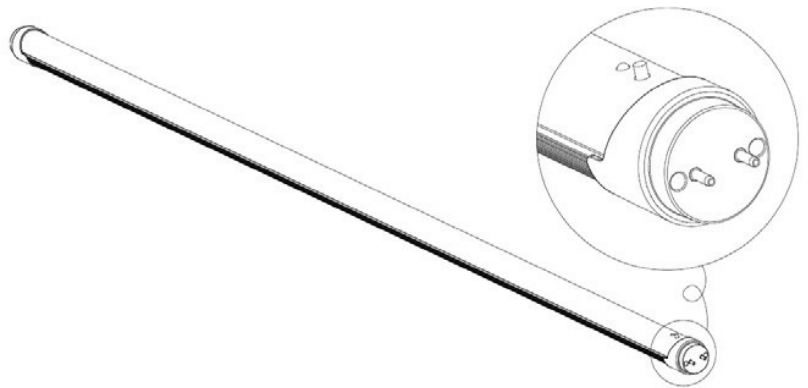
4' T8 Built-In Emergency Backup

Product Features



Installation Instructions

- Step 1:** Turn off the power, and take out the old fluorescent tubes.
- Step 2:** Isolate the ballast and remove starter where present.
- Step 3:** Connect the wiring as the following wire diagram.
- Step 4:** Install the Emergency LED tube.
- Step 5:** Turn on the switch and install finish.



LED tube wiring schematic

Specs and model numbers are subject to change with or without notice.