

Trimless Surface J-Box or E26



Introducing the EnVision LED Trimless Surface Mount: Crafted with precision, this cutting-edge luminaire boasts an ultra-thin profile, ensuring a sleek and unobtrusive appearance that seamlessly integrates into both residential and commercial recessed environments. This luminaire redefines modern lighting solutions, setting a new standard for sophistication and functionality in the realm of architectural lighting.

Detail Specifications:

- Finishes: White
- IP Rating: Wet Location
- Beam Angle: 100°
- Chip: SMD 2835, R9 >50, CRI >90
- 3 Step MacAdam Ellipses
- Operating Temperature: -40° - 114° F
- Lens: Frosted Acrylic, non-yellowing
- Average life (L70) of 50,000 hours

Applications:

- General Recessed Lighting
- Residential & Multifamily
- Office and Meeting Rooms
- Education, Healthcare, Retail, Hospitality

Product Information:

- Available in 4 different sizes
- Battery backup module available in 7" and 9" models
- Extends to just 0.8" from the ceiling
- Standard white round trim included: optional trims available

Driver Options:

- 120V Triac dimmable down to 5%
- THD: <15% (+/-5% tolerance), PF >0.9, 50/60Hz
- AC Driverless technology
- Flicker Free

Mounting & Installation:

- 30/40 Junction Box (including pancake j-box)
- Surface mount bracket included
- 4" & 6" Recessed can converter

Certifications:

- ETL Listed for USA and CA
- Energy Star Certified
- CA Title 24 JA8-2022 CEC Listed
- 5 Year Limited Warranty
- FCC CFR 47, GCC Part 15, Subpart B:2017
- IC Rated and ASTM-E283 Air-Tight
- Closet Rated

Round Series

- LED-TSM-5R-12W-5CCT-WH**
850 Lm • White Finish
- LED-TSM-7R-15W-5CCT-WH**
1,100Lm • White Finish
- LED-TSM-9R-18W-5CCT-WH**
1,300 Lm • White Finish
- LED-TSM-11R-20W-5CCT-WH**
1,500 Lm • White Finish

Optional Accessories (Order Separately)

Emergency Backup

- TSM-7R-EMB-UNV**
7" Surface mount pancake EMB
- TSM-7R-EMB-EMPTY-UN**
7" Empty surface mount
pancake EMB
- TSM-9R-EMB-UNV**
9" Surface mount pancake EMB
- TSM-9R-EMB-EMPTY-UNV**
9" Empty surface mount
pancake EMB
- LED-EMB-25W-HV-0/10V-2P**
Remote EMB for fixtures up to 25W

Pendant Stem Mount

- STM-JBX-6-WH**
6' Stem Mount (Adjustable length)
White Finish
- STM-JBX-6-BLK**
6' Stem Mount (Adjustable length)
Black Finish

Trimless Surface

J-Box or E26

FEATURES

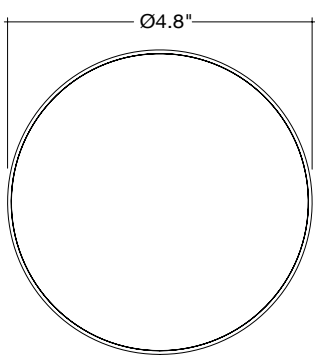


Shown with E26 Base

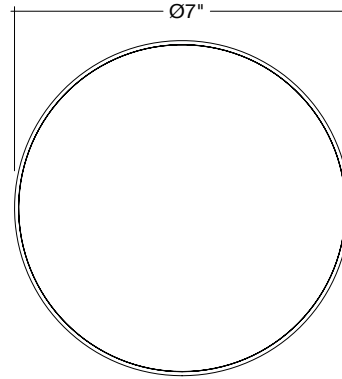
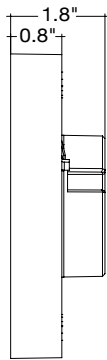


Shown with E26 Base

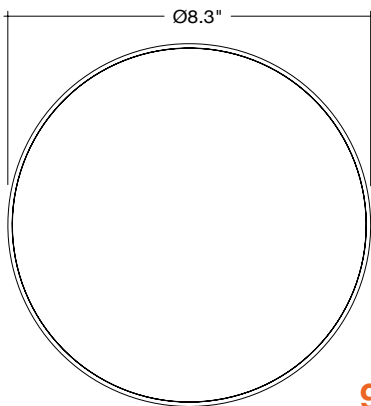
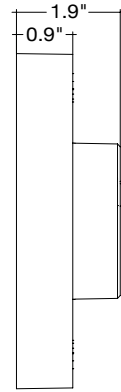
DIMENSIONS



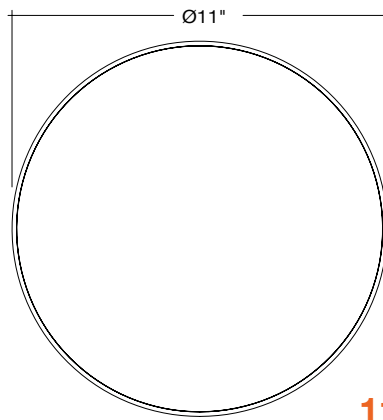
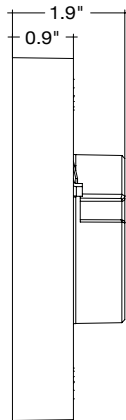
5"



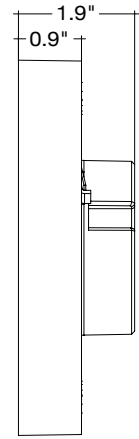
7"



9"




11"

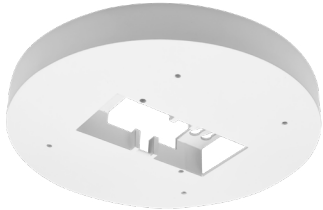


Trimless Surface J-Box or E26

ACCESSORIES



TSM-7R-EMB-UNV
TSM-9R-EMB-UNV



TSM-7R-EMPTY-UNV
TSM-9R-EMPTY-UNV



LED-EMB-25W-HV-0/10V-2P



STM-JBX-6-WH
STM-JBX-6-BLK

Model	Voltage	Watts	Lumens	Color	CRI
LED-TSM-5R-12W-5CCT-WH	120V	12w	850	50/40/35/30/27K	>90
LED-TSM-7R-15W-5CCT-WH	120V	15w	1,100	50/40/35/30/27K	>90
LED-TSM-9R-18W-5CCT-WH	120V	18w	1,300	50/40/35/30/27K	>90
LED-TSM-11R-20W-5CCT-WH	120V	20w	1,500	50/40/35/30/27K	>90

EMERGENCY BACKUP

Accessory	Description
TSM-7R-EMB-UNV	7" Surface mount pancake EMB
TSM-7R -EMB-EMPTY-UNV	7" Empty surface mount pancake EMB
TSM-9R -EMB-UNV	9" Surface mount pancake EMB
TSM-9R-EMB-EMPTY-UNV	9" Empty surface mount pancake EMB
LED-EMB-25W-HV-0/10V-2P	Remote EMB for fixtures up to 25W

PENDANT STEM MOUNT

Accessory	Description
STM-JBX-6-WH	6' Stem Mount (Adjustable length) White Finish
STM-JBX-6-BLK	6' Stem Mount (Adjustable length) Black Finish

TESTED COMPATIBLE DIMMERS

Other dimmers may be compatible but have not been tested. Please contact us for more information.

Lutron
LUTRON PD-6WCL
LUTRON DVCL-153P
LUTRON CTCL-153P
LUTRON MACL-153M
LUTRON LECL-153