

2' & 4' Prismatic LED Wrap

6-CCT Selectable

Wraps



Detail Specification:

- Finish: White, Custom finishes available
- IP Rating: Damp Location (IP44)
- Beam Angle: 130°
- Chip: SMD 2835, R9 >50, CRI >80
- Operating Temperature: -40° - 122° F
- Lens: Prismatic Ribbed
- Average life (L70) of 50,000 hours

Applications:

- Stairwell & Hallways
- Utility & Storage
- Garage Structures
- Office and Meeting Rooms
- Shop Lighting
- Residential, Commercial and Industrial

Product Information:

- Aluminum housing finished with corrosion free power coat
- Easy j-box access: snap on and off tool-less design
- Select-n-Switch Technology: 6-CCT + 3-Power Selectable
- 1/2" Knockout on both ends of the fixture
- Control Options:
 - Standard Sensors
 - SILVAIR Bluetooth Mesh
 - ENVISIONLS Bluetooth
 - [Click Here](#) for More Information

Driver Options:

- UNV: 120-277V 0-10V Dimmable
- THD: <20% (+/-5% tolerance), PF >0.9, 50/60Hz
- Flicker Free

Mounting & Installation:

- Surface mount into 30 or 40 j-box
- Optional 10' & 20' suspension kit available
- Optional 6' chain mount available

Certifications:

- ETL Listed for USA and CA
- DLC Standard Listed
 - 2FT-20W: S-53C8H8 / S-TCFCZ0
 - 4FT-40W: S-JNZMD2 / S-PY0XJQ
- Approved for CA T24
- 5 Year Limited Warranty
- FCC CFR 47, GCC Part 15, Subpart B:2017

Series	Size/Power	CCT	Voltage	Sensor 1	Emergency	Optional Accessories (Order Separately)
LED-WRP-PRM -		-6CCT -UNV -				Suspension Kits
	2FT-20W 20W • 2,300LM	65/50/40 35/30/27K	120-277V	(Blank) No Sensor	EMB Emergency Backup	SK-10FT-Y-LC-PD 10' Y-Shape, Loop Top, Paddle Bottom (Adjustable Length)
	4FT-40W 40W • 4,600LM			BMS Microwave Bi-Level Motion + Daylight Sensor Remote Required: (S-LINE-R)		SK-20FT-Y-LC-PD 20' Y-Shape, Loop Top, Paddle Bottom (Adjustable Length)
				BMS-PIR PIR Bi-Level Motion + Daylight Sensor		CK-6FT-V 6' Chain Hanging Kit
				BMS-BT PIR ENVISIONLS Bluetooth Control		
				BMS-SL PIR SILVAIR Bluetooth Mesh		


1. Sensor Note:
 Microwave: Detects motion through barriers such as walls, and doors. Ideal for applications where obstacles might obstruct the line of sight. Works effectively outdoors, in large open spaces, & parking lots. Do not use in areas of high vibrations or metal.
 PIR: Ideal for indoor environments with clear lines of sight to the area of interest. Detects warm objects, like a person or animal. Good for high vibration, areas of metal.

Specs and model numbers are subject to change with or without notice.

2' & 4' Prismatic LED Wrap

6-CCT Selectable


FEATURES




DIMENSIONS

2 Foot

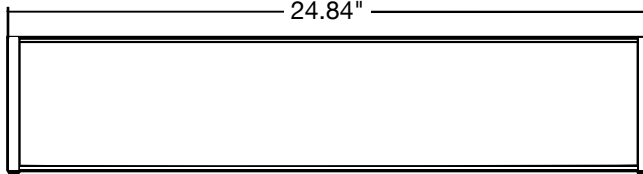
2.37"



5.17"




24.84"




4 Foot

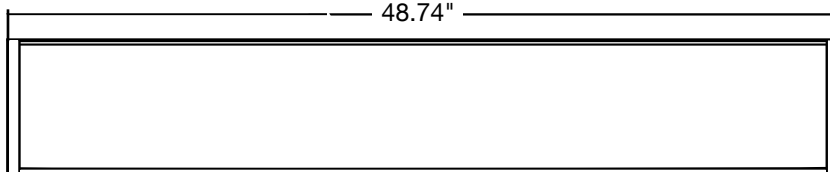
2.37"



5.17"



48.74"



2' & 4' Prismatic LED Wrap

6-CCT Selectable



S-LINE-R



SK-10FT-Y-LC-PD
SK-20FT-Y-LC-PD



CK-6FT-V

Model	Voltage	Watts	Lumens	Color	CRI
LED-WRP-PRM-2FT-20W-6CCT-UNV	120-277V	20w	2,300	27/30/35/40/50/65k	>80
LED-WRP-PRM-4FT-40W-6CCT-UNV	120-277V	40w	4,600	27/30/35/40/50/65k	>80

REMOTE CONTROL

Accessory Model	Description
S-LINE-R	Remote for S-LINE Series Sensors

SENSORS









Pre-Installed Accessory Model	Description
Add: -BMSPIR to Model #	PIR Bi Level Motion + Daylight Sensor
Add '-BMS-BT' to model #	S-BMS-EXT-1-BT: Bi level motion + daylight sensor W/ bluetooth control (EnvisioLS App)
Add: -BMS-SL to Model #	SILVAIR Enable Bluetooth Control: PIR/Daylight/Zoning/Monitoring

SUSPENSION KIT

Model	Description
SK-10FT-Y-LC-PD	Suspension Kit: 10' Y-Shape, Loop Top, Paddle Bottom (Adjustable Length)
SK-20FT-Y-LC-PD	Suspension Kit: 20' Y-Shape, Loop Top, Paddle Bottom (Adjustable Length)
CK-6FT-V	6' Chain Hanging Kit

Control Options

EnVision LED offers 3 control systems compatible with our LED Fixtures for projects of all sizes and budgets.

	Basic Controls	EnVisionLS 	EnVisionLED.x SILVAIR 
Description	Standard Plug In Sensors	Basic Bluetooth Wireless Control	Advanced Bluetooth Wireless Control
Recommended Quantity (but not limited to)	N/A	>40-50 Nodes	>50 Nodes
Maximum Zone Quantity	N/A	100	3,000
Commissioning Tool	Remote Only	  ENVISIONLS App 	  SILVAIR App 
Commissioning Process	Individually Set via Remote	Wireless Must be done on site	Wireless- Initial linking must be done on site. Commissioning can be done via desktop remotely.
Floor Plan Upload	N/A	N/A	Yes Add a floor plan and mark luminaires & zones via desktop
Gateway	N/A	N/A	Required only for energy monitoring, advanced scheduling, automated demand response.
Individual Luminaire Control	Yes	Yes	Yes
Luminaire Grouping Zoning	N/A	Yes	Yes
High End Power Low End Power	Yes but limited (View Remote)	Yes	Yes
Cost	\$	\$\$	\$\$\$
DLC NLC Listed	N/A	Yes	Yes
Energy Monitoring & Data Reporting	N/A	N/A	Monitor energy usage per individual zone & retrofit cost savings calculation + detailed reporting



Compatible Products:

EnVision offers a variety of nodes, sensors, & gateways that are controlled via remote, ENVISIONLS Bluetooth Mesh & SILVAIR Bluetooth Mesh on all of our 0-10V dimmable fixtures.



Individual Fixture Controls: PIR Sensor, Bi-Level Dimming, Daylight

Basic Note: **-1** • ENVISIONLS Models Note: **-BT** • SILVAIR Models Note: **-SL**

	MODEL #	DESIGN	RECOMMENDED FIXTURE	FEATURES
	S-TWC-PIR-1 S-TWC-PIR-BT S-TWC-PIR-SL	Twist-C Control Sensor	Sensor Ready Fixtures: Area Lights, Canopies, Flood Lights, High Bays	All models are equipped with PIR occupancy sensing, high & low end bi-level dimming, & daylight sensing.
	S-TWC-90 + S-TWC-PIR-1 S-TWC-90 + S-TWC-PIR-BT S-TWC-90 + S-TWC-PIR-SL	Twist-C Control Sensor + 90 Degree Arm	Cylinders, Strips, Wall Packs	
	S-AUD-PIR-1 S-AUD-PIR-BT S-AUD-PIR-SL	2.5m Audio Jack	Panels & Troffers	
	S-SN-PIR-1 S-SN-PIR-BT S-SN-PIR-SL	Snap In Sensor	Troffers & Wraps	

Group Controls ENVISIONLS Models Note : **-BT** • SILVAIR Models Note: **-SL**

	MODEL #	DESIGN	VOLTAGE	FEATURES	RECOMMENDED FEATURES
	S-CM-PIR-LV-BT S-CM-PIR-LV-SL	Ceiling Mounted PIR Sensor	12-24V	PIR Sensor, Bi-Level Dimming, Daylight, 360° detection, 12' Max Mounting Height	Connects to 0-10V dimmable fixtures
	S-WM-PIR-CUNV-BT S-WM-PIR-CUNV-SL	Wall Mounted PIR Occupancy Sensor, Bi-Level Dimming, Daylight	120-277V	On/Off PIR occupancy sensor, 180° detection, 30' detection @ 4' Mounting Height	Connects to LED fixtures
	S-WS-120V-USB-SL		120V	Dimming Wall Socket, Two Sockets	Floor Lamps, Other Lamps

Gateway (Silvair Only) 4.5–5.5 V DC, 2A Power over Ethernet 36–57 V DC

	MODEL #	DESIGN	VOLTAGE	FEATURES	RECOMMENDED FEATURES
	SGW-102	Wall or Ceiling Mounted	POE	Advanced Energy Monitoring Control	Connects to Silvair Controls. Gateway is not required.