




Modern Square Sconce Light: M-Line

5-CCT Selectable w/ Up & Down Light



WHITE



BLACK

Detail Specifications:

- Finish: Black or White
- IP Rating: Wet Location IP65
- Beam Angle: 120° standard
- CCT: 27/30/35/40/50K Selectable
- Chip: SMD 2835, R9 >50, CRI >90
- Wattage: 15W
- Lumens: 1,000 (500 Up/ 500 Down)
- Operating Temperature: -40° - 122° F
- Lens: Clear glass
- Average life (L70) of 50,000 hours

Applications:

- Doorways
- Walkways & Pathways
- Wall Mount
- Hospitality, Multi-Family
- Outdoor Corridors
- General Indoor or Outdoor Lighting
- Residential, Commercial and Industrial

Product Information:

- Sturdy die-cast aluminum housing finished with corrosion free powder coat
- Ideal for indoor or outdoor use
- 3-Selectable Light Options: Up Only, Down only, Up & Down Light
- Select-n-Switch Technology: 3-CCT Selectable + 3-Power Selectable
- Easy Beam Angle Swap: available for field swap or at factory level
- Instant-On to full brightness

Driver Options:

- UNV: 120-277V (Triac Dimmable on 120V)
- Built in 6Kv Surge Protector
- THD: <20% (+/-5% tolerance), PF >0.9, 50/60Hz

Mounting & Installation:

- Mounts to 3 or 4" J-box
- Covers a standard 4" recessed j-box

Certifications:

- ETL Listed for USA and CA
- Approved for CA T24
- 5 Year Limited Warranty
- FCC CFR 47, GCC Part 15, Subpart B:2017

Series

LED-WSC-UD-15W-5CCT -
Square Wall Sconce

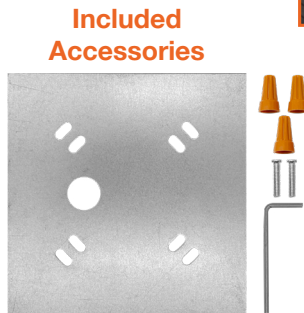


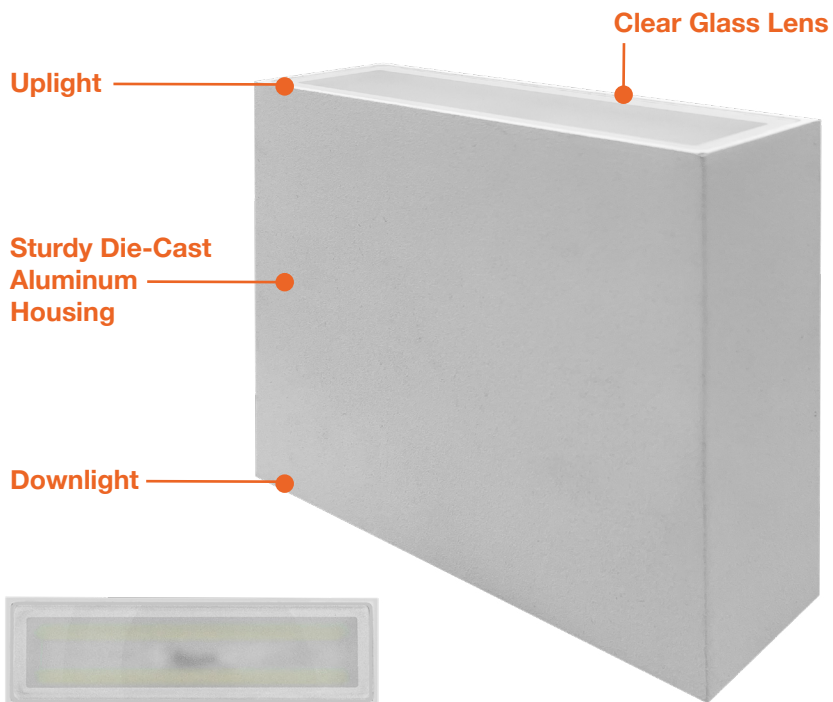
Finish

WH
White
BL
Black

Modern Square Sconce Light: M-Line

5-CCT Selectable w/ Up & Down Light

FEATURES



DIMENSIONS

