

# Linear Highbay: Bolt-Line

## 3-Power Selectable



### Detail Specifications

- Finish: White, Custom finishes available
- IP Rating: Damp Location
- Beam Angle: 110°
- Chip: SMD 2835, R9 >50, CRI >80
- Operating Temperature: -4° - 122° F
- Lens: Clear Prismatic Ribbed
  - Low Glare
- Average life (L70) of 70,000 hours

### Applications:

- Warehouse/Distribution Facility
- Utility & Storage
- Garage Structures
- Commercial and Industrial

### Product Information:

- Aluminum housing finished with corrosion free power coat
- Replace existing fixtures or use in new construction
- Easy maintenance: driver access from front
- Instant-On to full brightness
- Twist-C Control: Control ready receptacle built into each fixture

### Driver Options:

- UNV: 120-277V 0-10V Dimmable
- HV: 347-480V 0-10V Dimmable
- THD: <20% (+/-5% tolerance), PF >0.9, 50/60Hz

### Mounting & Installation:

- 3.5' adjustable suspension kit included
- Optional 10 & 20' adjustable suspension kit available
- Optional 6' chain kit available
- Optional surface mount kit available
- Optional pendant mount kit available

### Certifications:

- UL Listed for USA and CA
- DLC Premium Listed
- ROHS Compliant
- Approved for CA T24
- 5 Year Limited Warranty
- FCC CFR 47, GCC Part 15, Subpart B:2017



2ft



4ft

WATT	LUMENS
60	8,700
80	11,600
110	15,950
125	18,125
150	21,750
165	23,925
180	26,100
200	29,000
220	31,900
260	37,700
290	42,050
320	46,400

High Bay Luminaires - DLC Product ID:	
LED-LHB-2FT-3P110-F-40K-UNV	PLIWUESBD5IU
LED-LHB-2FT-3P110-F-50K-UNV	PLIWUESBD5IU
LED-LHB-2FT-3P165-F-40K-UNV	PLZM71M24QLR
LED-LHB-2FT-3P165-F-50K-UNV	PLZM71M24QLR

Series	CCT	Voltage <sup>1</sup>	Whip <sup>2</sup>	Plug	Optic	EMB
LED-LHB-2FT-3P110-F	40K	UNV	(Blank)	(Blank)	(Blank)	(Blank)
60/80/110W • 120-277V	4000K	120-	No Whip	Hardwire	110°	No
LED-LHB-2FT-3P165-F	50K	277V	-6	SB	Standard	Emergency
125/150/165W • 120-277V	5000K	HV <sup>1</sup>	6ft Whip	5-15P	30D <sup>3</sup>	Back-Up
		347-	3-Wire	Straight	30°	EMB
		480V	-10	Blade		90 Min.
			10ft Whip	Plug		Emergency
			3-Wire	TL		Back-up
			-20	L5-15P		
			20ft Whip	Twist		
			3-Wire	Lock		
			-6F	Plug		
			6' Whip			
			5-Wire			
			-10F			
			10' Whip			
			5-Wire			
			-20F			
			20' Whip			
			5-Wire			

1. HV: High voltage is made to order.  
 2. 3-wire: for non-dimming or twist-c sensor applications. 5-wire: for 0-10v dimming applications. Emergency models will ship standard with extra emergency wire.  
 3. 30D only available on 4ft models


Optional Accessories (Order Separately)					
Suspension Kits	Mounting Kits	Wire Guards	Whips (Field Install)	Sensors <sup>1</sup>	Sensor Remote
<b>SK-10FT-Y-LC-PD</b> 10' Y-Shape, Loop Top, Paddle Bottom (Adjustable Length)	<b>LHB-3P-PDM</b> 165W, 220W, 320W Pendant Mount Kit	<b>LHB-2FT-WG</b> 2ft 110 & 165W	<b>6'-WHIP-1/2KO</b> 6' Whip	<b>S-TWC-PIR -ON/OFF</b> PIR Sensor On/Off Only 5/10/15min	<b>S-LINE-R</b> Remote for S-Line Sensor
<b>SK-20FT-Y-LC-PD</b> 20' Y-Shape, Loop Top, Paddle Bottom (Adjustable Length)	<b>LHB-3P-SM</b> 165W, 220W, 320W Surface Mount Kit	<b>LHB-3P-4FT -WG</b> 2ft 220 & 320W	<b>10'-WHIP-1/2KO</b> 10' Whip	<b>S-TWC-PIR-1</b> PIR Bi-Level Motion + Daylight Sensor (Remote Req'd)	<b>ENVISION CONNECT</b> Bluetooth smart app. Download on Apple or Android app store.
<b>SK-10FT-Y-LC-CB</b> 10' Y-Shape, Loop Top, Carabiner Bottom (Adjustable Length)			<b>20'-WHIP-1/2KO</b> 20' Whip	<b>S-TWC-PIR-SL</b> PIR SILVAIR Bluetooth Mesh + Daylight Sensor	
<b>SK-20FT-Y-LC-CB</b> 20' Y-Shape, Loop Top, Carabiner Bottom (Adjustable Length)			Custom whips to size available	<b>S-TWC-PIR-BT</b> PIR ENVISIONLS Bluetooth Control	
<b>CK-6FT-V</b> 6' chain hanging kit					

1. Sensor Note:  
 Microwave: Detects motion through barriers such as walls, and doors. Ideal for applications where obstacles might obstruct the line of sight. Works effectively outdoors, in large open spaces, & parking lots. Do not use in areas of high vibrations or metal.  
 PIR: Ideal for indoor environments with clear lines of sight to the area of interest. Detects warm objects, like a person or animal. Good for high vibration, areas of metal.

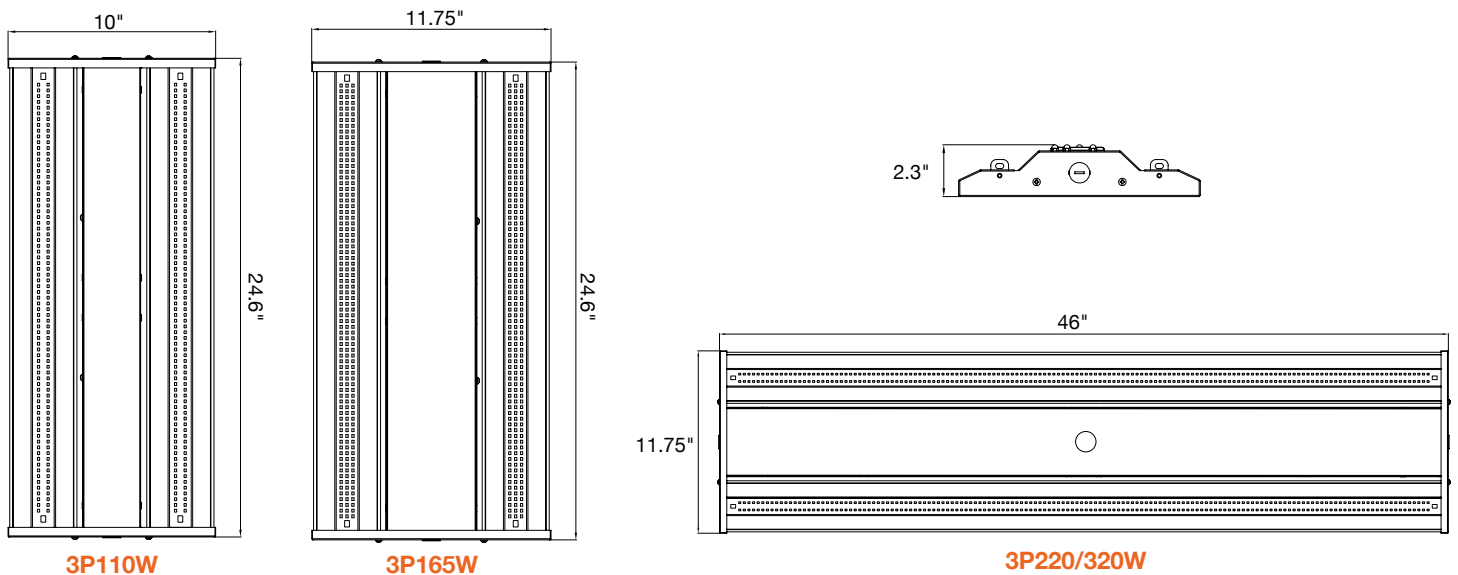
# Linear Highbay: Bolt-Line

## 3-Power Selectable

### FEATURES



### DIMENSIONS



## ACCESSORIES



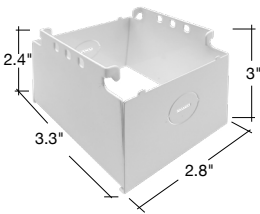
**SK-10FT-Y-LC-PD**  
**SK-20FT-Y-LC-PD**



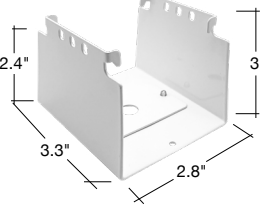
**SK-10FT-Y-LC-CB**  
**SK-20FT-Y-LC-CB**




**CK-6FT-V**




**Pendant Mount 2ft**  
LHB-2FT-3P-PDM  
Center Hole Size .85"



**Surface Mount 2ft**  
(2 Pcs)  
LHB-2FT-3P-SM  
Center Hole Size 1"  
Center Hole Size  
w/ Plate .43"



**LHB-2FT-WG**  
**LHB-3P-4FT-WG**



**6'-WHIP-1/2KO**  
**10'-WHIP-1/2KO**  
**20'-WHIP-1/2KO**



**S-TWC-PIR**  
**-ON/OFF**



**S-TWC-PIR-1**  
**S-TWC-PIR-SL**  
**S-TWC-PIR-BT**



**S-LINE-R**  
Controller



**SB**  
5-15P Straight  
Blade Plug



**TL**  
L5-15P Twist  
Lock Plug

## HIGHBAY FIXTURE

Accessory Model	Description
LED-LHB-2FT-3P110-F-40K-UNV	Linear Highbay 2ft 3 Power Select w/ Twist-It Technology
LED-LHB-2FT-3P110-F-50K-UNV	Linear Highbay 2ft 3 Power Select w/ Twist-It Technology
LED-LHB-2FT-3P165-F-40K-UNV	Linear Highbay 2ft 3 Power Select w/ Twist-It Technology
LED-LHB-2FT-3P165-F-50K-UNV	Linear Highbay 2ft 3 Power Select w/ Twist-It Technology
LED-LHB-4FT-3P220W-F-40K-UNV	Linear Highbay 4ft 3 Power Select w/ Twist-It Technology
LED-LHB-4FT-3P220W-F-50K-UNV	Linear Highbay 4ft 3 Power Select w/ Twist-It Technology
LED-LHB-4FT-3P320W-F-40K-UNV	Linear Highbay 4ft 3 Power Select w/ Twist-It Technology
LED-LHB-4FT-3P320W-F-UNV-50K	Linear Highbay 4ft 3 Power Select w/ Twist-It Technology

## SUSPENSION KITS

Accessory	Description
SK-10FT-Y-LC-PD	10' Y-Shape, Loop Top, Paddle Bottom (Adjustable Length)
SK-20FT-Y-LC-PD	20' Y-Shape, Loop Top, Paddle Bottom (Adjustable Length)
SK-10FT-Y-LC-CB	10' Y-Shape, Loop Top, Carabiner Bottom (Adjustable Length)
SK-20FT-Y-LC-CB	20' Y-Shape, Loop Top, Carabiner Bottom (Adjustable Length)
CK-6FT-V	6' Chain Hanging Kit

## MOUNTING KITS

Accessory Model	Description
LHB-3P-PDM	LHB: Pendant mount bracket up to 320W
LHB-3P-SM	LHB: Surface mount bracket up to 320W

## WIRE GUARDS

Accessory Model	Description
LHB-2FT-WG	Linear Highbay Wire Guard 2ft
LHB-3P-4FT-WG	Linear Highbay Wire Guard 4ft

## WHIPS (FIELD INSTALL)

Accessory Model	Description
6'-WHIP-1/2KO	6' Whip
10'-WHIP-1/2KO	10' Whip
20'-WHIP-1/2KO	20' Whip

## SENSORS

Accessory Model	Description
S-TWC-PIR-ON/OFF	PIR Sensor On/Off Only 5/10/15min
S-TWC-PIR-1	PIR Bi-Level Motion + Daylight Sensor (Remote Req'd)
S-TWC-PIR-SL	PIR SILVAIR Bluetooth Mesh + Daylight Sensor
S-TWC-PIR-BT	PIR ENVISIONLS Bluetooth Control

## SENSOR REMOTE









Accessory Model	Description
S-LINE-R	Remote for S-Line Sensor
ENVISION CONNECT	Bluetooth smart app. Download on Apple and Android.

## PLUG

Accessory Model	Description
SB	5-15P Straight Blade Plug
TL	L5-15P Twist Lock Plug

# Control Options

EnVision LED offers 3 control systems compatible with our LED Fixtures for projects of all sizes and budgets.

	Basic Controls	EnVisionLS 	EnVisionLED.x SILVAIR 
<b>Description</b>	Standard Plug In Sensors	Basic Bluetooth Wireless Control	Advanced Bluetooth Wireless Control
<b>Recommended Quantity</b> (but not limited to)	N/A	>40-50 Nodes	>50 Nodes
<b>Maximum Zone Quantity</b>	N/A	100	3,000
<b>Commissioning Tool</b>	Remote Only	  ENVISIONLS App 	  SILVAIR App 
<b>Commissioning Process</b>	Individually Set via Remote	Wireless Must be done on site	Wireless- Initial linking must be done on site. Commissioning can be done via desktop remotely.
<b>Floor Plan Upload</b>	N/A	N/A	Yes Add a floor plan and mark luminaires & zones via desktop
<b>Gateway</b>	N/A	N/A	Required only for energy monitoring, advanced scheduling, automated demand response.
<b>Individual Luminaire Control</b>	Yes	Yes	Yes
<b>Luminaire Grouping Zoning</b>	N/A	Yes	Yes
<b>High End Power Low End Power</b>	Yes but limited (View Remote)	Yes	Yes
<b>Cost</b>	\$	\$\$	\$\$\$
<b>DLC NLC Listed</b>	N/A	Yes	Yes
<b>Energy Monitoring &amp; Data Reporting</b>	N/A	N/A	Monitor energy usage per individual zone & retrofit cost savings calculation + detailed reporting



# Compatible Products:

EnVision offers a variety of nodes, sensors, & gateways that are controlled via remote, ENVISIONLS Bluetooth Mesh & SILVAIR Bluetooth Mesh on all of our 0-10V dimmable fixtures.



## Individual Fixture Controls: PIR Sensor, Bi-Level Dimming, Daylight

Basic Note: **-1** • ENVISIONLS Models Note: **-BT** • SILVAIR Models Note: **-SL**

	MODEL #	DESIGN	RECOMMENDED FIXTURE	FEATURES
	<b>S-TWC-PIR-1</b> <b>S-TWC-PIR-BT</b> <b>S-TWC-PIR-SL</b>	Twist-C Control Sensor	Sensor Ready Fixtures: Area Lights, Canopies, Flood Lights, High Bays	All models are equipped with PIR occupancy sensing, high & low end bi-level dimming, & daylight sensing.
	<b>S-TWC-90 + S-TWC-PIR-1</b> <b>S-TWC-90 + S-TWC-PIR-BT</b> <b>S-TWC-90 + S-TWC-PIR-SL</b>	Twist-C Control Sensor + 90 Degree Arm	Cylinders, Strips, Wall Packs	
	<b>S-AUD-PIR-1</b> <b>S-AUD-PIR-BT</b> <b>S-AUD-PIR-SL</b>	2.5m Audio Jack	Panels & Troffers	
	<b>S-SN-PIR-1</b> <b>S-SN-PIR-BT</b> <b>S-SN-PIR-SL</b>	Snap In Sensor	Troffers & Wraps	

## Group Controls ENVISIONLS Models Note : **-BT** • SILVAIR Models Note: **-SL**

	MODEL #	DESIGN	VOLTAGE	FEATURES	RECOMMENDED FEATURES
	<b>S-CM-PIR-LV-BT</b> <b>S-CM-PIR-LV-SL</b>	Ceiling Mounted PIR Sensor	12-24V	PIR Sensor, Bi-Level Dimming, Daylight, 360° detection, 12' Max Mounting Height	Connects to 0-10V dimmable fixtures
	<b>S-WM-PIR-CUNV-BT</b> <b>S-WM-PIR-CUNV-SL</b>	Wall Mounted PIR Occupancy Sensor, Bi-Level Dimming, Daylight	120-277V	On/Off PIR occupancy sensor, 180° detection, 30' detection @ 4' Mounting Height	Connects to LED fixtures
	<b>S-WS-120V-USB-SL</b>		120V	Dimming Wall Socket, Two Sockets	Floor Lamps, Other Lamps

## Gateway (Silvair Only) 4.5–5.5 V DC, 2A Power over Ethernet 36–57 V DC

	MODEL #	DESIGN	VOLTAGE	FEATURES	RECOMMENDED FEATURES
	<b>SGW-102</b>	Wall or Ceiling Mounted	POE	Advanced Energy Monitoring Control	Connects to Silvair Controls. Gateway is not required.