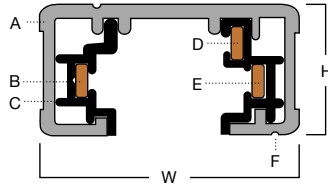


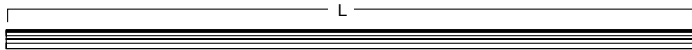


# Linear Track & Accessories

## 3-Wire Single Circuit



	LENGTH	WIDTH	HEIGHT
<b>TS3-2FT-SM</b> 2' Nominal	24"	1 3/8"	11/16"
<b>TS3-4FT-SM</b> 4' Nominal	48"	1 3/8"	11/16"
<b>TS3-8FT-SM</b> 8' Nominal	96"	1 3/8"	11/16"



### Detail Specifications:

- Finish: White, Black
- Dry Location Rated
- 3-Wire
- Single Circuit
- Voltage: 120V

### Applications:

- General Track Lighting
- Residential & Multifamily
- Art Galleries, Museums
- Office and Meeting Rooms
- Education, Healthcare, Retail, Hospitality

### Product Information:

- End cap included with each track
- Extruded aluminum housing
- Solid copper conductor
- Interchangeable beam angles
- Multiple accessories available

### Mounting & Installations:

- Compatible with H-Type single circuit track system
- Surface Mount Use

### Certifications:

- ETL Listed for USA and CA

#### Item

- TS3-2FT-SM-WH**  
White
- TS3-2FT-SM-BL**  
Black
- TS3-4FT-SM-WH**  
White
- TS3-4FT-SM-BL**  
Black
- TS3-8FT-SM-WH**  
White
- TS3-8FT-SM-BL**  
Black

#### Accessories


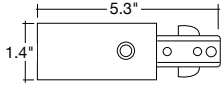

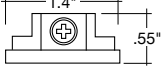

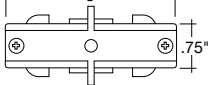

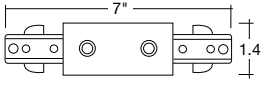

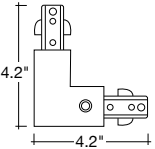

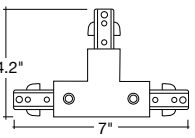

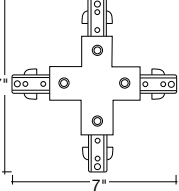

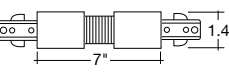

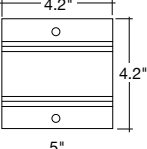
- TS3-SM-LIVE-WH**  
Live End: Required to start a run
- TS3-SM-LIVE-BL**  
Live End: Required to start a run
- TS3-SM-END-WH**  
End Cap: Required to end a run
- TS3-SM-END-BL**  
End Cap: Required to end a run
- TS3-SM-MJ-WH**  
Mini Joiner: Low profile joiner for two straight track sections
- TS3-SM-MJ-BL**  
Mini Joiner: Low profile joiner for two straight track sections
- TS3-SM-SC-WH**  
Straight Connector: Connect two track sections end to end with a center feed option
- TS3-SM-SC-BL**  
Straight Connector: Connect two track sections end to end with a center feed option
- TS3-SM-L-WH**  
L-Connector: Connect two track sections at a right angle
- TS3-SM-L-BL**  
L-Connector: Connect two track sections at a right angle

- TS3-SM-T-WH**  
T-Connector: Connect two track sections at a T angle
- TS3-SM-T-BL**  
T-Connector: Connect two track sections at a T angle
- TS3-SM-X-WH**  
X-Connector: Connect two track sections at a cross angle
- TS3-SM-X-BL**  
X-Connector: Connect two track sections at a cross angle
- TS3-SM-FLX-WH**  
Flexible Connector: Connect two track sections at any angle up to 90°
- TS3-SM-FLX-BL**  
Flexible Connector: Connect two track sections at any angle up to 90°
- TS3-SM-FC-WH**  
Floating Canopy: Track can be connected to existing outlet box along the track.
- TS3-SM-FC-BL**  
Floating Canopy: Track can be connected to existing outlet box

# Linear Track & Accessories

## 3-Wire Single Circuit

### TRACK ACCESSORIES

 	<b>TS3-SM-LIVE-WH</b> <b>TS3-SM-LIVE-BL</b>	Live End: Required to start a run
 	<b>TS3-SM-END-WH</b> <b>TS3-SM-END-BL</b>	End Cap: Required to end a run
 	<b>TS3-SM-MJ-WH</b> <b>TS3-SM-MJ-BL</b>	Mini Joiner: Low profile joiner for two straight track sections
 	<b>TS3-SM-SC-WH</b> <b>TS3-SM-SC-BL</b>	Straight Connector: Connect two track sections end to end with a center
 	<b>TS3-SM-L-WH</b> <b>TS3-SM-L-BL</b>	L-Connector: Connect two track sections at a right angle
 	<b>TS3-SM-T-WH</b> <b>TS3-SM-T-BL</b>	T-Connector: Connect two track sections at a T angle
 	<b>TS3-SM-X-WH</b> <b>TS3-SM-X-BL</b>	X-Connector: Connect two track sections at an cross angle
 	<b>TS3-SM-FLX-WH</b> <b>TS3-SM-FLX-BL</b>	Flexible Connector: Connect two track sections at any angle up to 90°
 	<b>TS3-SM-FC-WH</b> <b>TS3-SM-FC-BL</b>	Floating Canopy: Track can be connected to existing outlet box along the track.